

# BREDA

2022/2023  
BREDA  
RETAIL PRICE BOOK



BREDA Retail Price Book  
Effective November 1, 2022  
800-866-4774  
orders@mapledistributing.com

# BREDA

---



## TABLE OF CONTENTS

	Page
Features and Benefits	
Why BREDA	5
Dishwasher Features	7
BREDA Dishwashers	
24" ADA Dishwashers	8
24" Tall Tub Dishwashers	9
24" Tall Tub Pro Dishwasher	10
Operating Your Dishwasher	12
Technical Information	13
BREDA Limited Warranty	14
Maple Distributing, LLC. Terms and Conditions of Sale	15



# BREDA



## WHY CHOOSE BREDA?

- » **Quality European Made Construction**
  - 100% Stainless Steel Tub
  - Seam Welded Tub
  
- » **Superior Cleaning + Drying**
  - Powerful Wash Cycles
  - Condensation Drying Technology
  - Auto-Open Door Option on All Models
  
- » **Ultra Quiet Cleaning**
  - Whisper Quiet at 43-45 dBA
  - Brushless Motor on Tall Tub Pro Model
  
- » **Easy to Install (Plug + Clean)**
  - Stainless Braided Water Line Included
  - 8 ft Drain Line Included
  
- » **Warranty**
  - 2 Year Full Parts + Labor
  - Lifetime Warranty on Stainless Steel Tub



# BREDA



## DISHWASHER FEATURES



### STAINLESS STEEL INTERIOR

- Our stainless steel interior provides a hygienic, durable environment to clean and disinfect your dishes.



### VERSATILE RACKS

- Store stem ware to cookie sheets with flexible Breda dishwasher racks that glide on ball bearings, to allow smooth loading and unloading.



### STATUS LIGHTS

- Being whisper quiet, a visual indicator is provided to eliminate the guesswork of wondering if your dishwasher is still cleaning.



### SELECT YOUR CYCLE

- Varying temperature and water pressure allow you to efficiently and effectively clean your dishes based on your needs. The Auto program will sense how much water and time is needed to get sparkling results.

# BREDA

## 24" ADA Dishwashers



Shown with Overlay



Shown with Pocket Handle, SS

### Features

- Stainless Steel Interior Tub
- Auto Open Door
- Electronic Push Top Control
- Front Status Display
- 6 Wash Cycles
- 15 Place Settings
- 45 dBA
- Adjustable Upper Rack with Ball Bearing Glides
- Condensation Drying System
- 8ft Braided Water Line and Drain Hose
- 2 Year Full Parts + Labor Warranty

Item Number	Description	MAP
LUDWA30150	24" ADA Dishwasher, Overlay	\$ 699
LUDWA30155	24" ADA Pocket Handle Dishwasher, Stainless	\$ 799

See detailed explanation of wash cycles on page 11.  
 Technical drawings located on page 13.



## 24" Tall Tub Dishwashers



Shown with Overlay



Shown with Pocket Handle, SS

### Features

- Stainless Steel Interior Tub
- Auto Open Door
- Electronic Push Top Control
- Front Status Display
- 6 Wash Cycles
- 15 Place Settings
- 45 dBA
- Condensation Drying System
- Adjustable Upper Rack with Ball Bearing Glides
- 8ft Braided Water Line and Drain Hose
- 2 Year Full Parts + Labor Warranty



SS Door Options:

BRDWRH-1BOX Door w/  
Breda Handle Included  
(Shown)

DWD-24-400 SS Door  
Sofia Pro Handle  
(sold separately)

Item Number	Description	MAP
LUDWT30150	24" Tall Tub Dishwasher, Overlay	\$ 799
LUDWT30155	24" Tall Tub Pocket Handle Dishwasher, Stainless	\$ 899
BRDWRH-1BOX	Stainless Steel Door with Breda Pro Handle for Overlay Models	\$ 299
DWD-24-400	Stainless Steel Door, holes for Fulgor Milano Sophia Pro Handle	\$ 180
F6UHK24DISH	Sofia Pro Handle Kit	\$ 149

# BREDA

## 24" Tall Tub Pro Dishwasher



Shown with Overlay



SS Door Options:

BRDWRH-1BOX Door w/  
Breda Handle Included  
(Shown)

DWD-24-400 SS Door  
Sofia Pro Handle  
(sold separately)

### Features

- Stainless Steel Interior Tub
- Brushless DC Motor
- Auto Open Door
- Third Rack
- Floor Light Status Display
- Electronic Push Top Control
- 6 Wash Cycles
- 17 Place Settings
- 43 dBA
- Condensation Drying System
- Adjustable Upper Rack with Ball Bearing Glides
- 8ft Braided Water Line and Drain Hose
- 2 Year Full Parts + Labor Warranty



Item Number	Description	MAP
LUDWT30250	24" Tall Tub Pro Dishwasher, Overlay	\$ 899
BRDWRH-1BOX	Stainless Steel Door with Breda Pro Handle for Overlay Models	\$ 299
DWD-24-400	Stainless Steel Door, holes for Fulgor Milano Sophia	\$ 180
F6UHK24DISH	Universal Sofia Pro Handle Kit with Pro Badge and template	\$ 149

## WASH CYCLE FEATURES




### Auto Wash

- The dishwasher can measure how dirty the dishes are to adjust water consumption and temperature accordingly.




### Pots + Pans

- The ability to dissolve grease on heavily soiled dishes, like pans, casseroles and oven dishes.



### Normal Wash

- Recommended for daily, regular, or typical use to completely wash a full load of normally soiled dishes.



### Quick Wash

- This program is used for glasses and porcelain that is lightly soiled, such as coffee cups.
- Combined with Speed Wash, a shorter program is achieved in 15 minutes.




### Rinse + Hold

- Used to rinse dishes between full wash cycles.



### Quick Intensive

- Auto Wash + Speed Wash + Auto Open
- Effective for dishes with slightly dried leftovers.



### Self Clean

- This cycle sanitizes the dishwasher tub, spray arms, and spray pipes.

## HOW TO OPERATE YOUR DISHWASHER?



- **Hold** to Power On



- **Choose Cycle**/Option



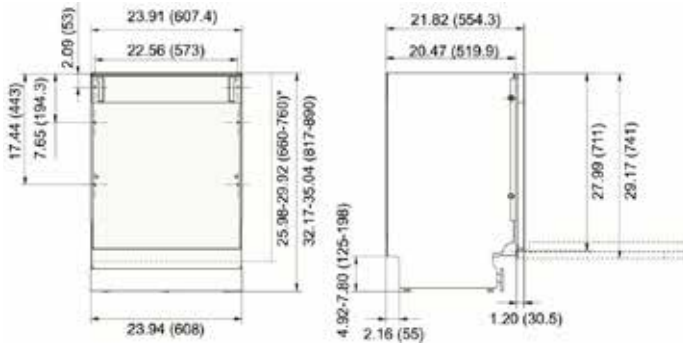
- **Hold Chosen Cycle**  
until display blinks



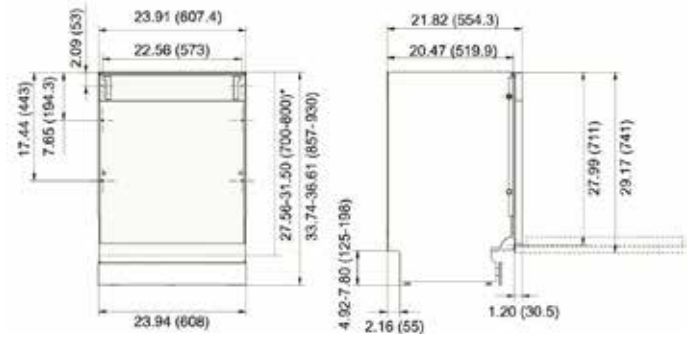
- **Close the door**  
within 4 seconds  
to start dishwasher

## Technical Drawings

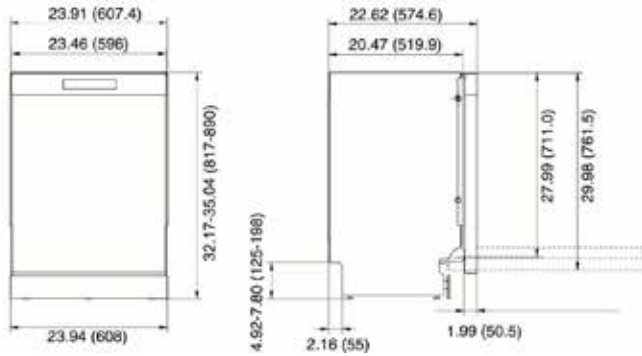
LUDWA30150 (Panel Ready - ADA)



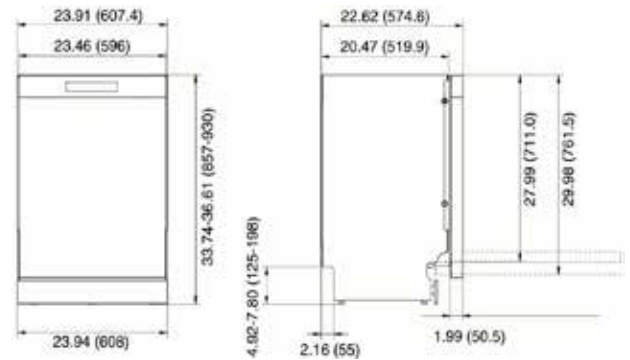
LUDWT30150 (Panel Ready - Tall Tub)



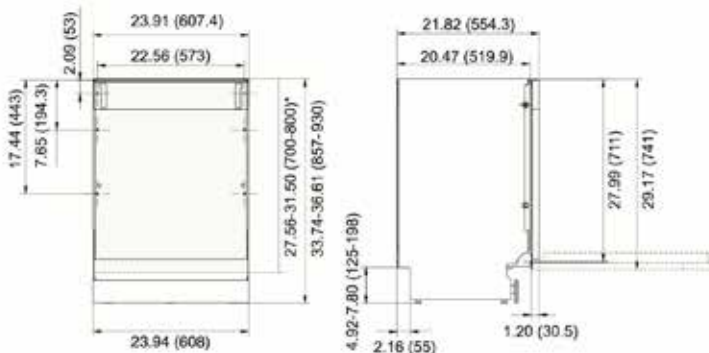
LUDWA30155 (Pocket Handle - ADA)



LUDWT30155 (Pocket Handle - Tall Tub)



LUDWT30250 (Panel Ready - Tall Tub Pro)



## BREDA Limited Warranty

### OVERVIEW

Warranty is applicable for BREDA Home Appliances products sold in the US & Canada only. When requesting service or parts, please have the following information ready: model number, serial number, date of purchase (all of the information is available in your Bill of Sale), and a detailed description of the issue. Warranty is covered for residential use only and will be voided if the product is installed for commercial use (restaurants, hotels, schools, dental offices, doctor's offices, hospitals, etc.) Warranty is valid with the first owner and is non-transferable under any circumstances.

### FULL TWO YEAR WARRANTY

Two year limited warranty on parts and labor on all BREDA appliances from the original date of purchase indicated on the invoice. During this period, Breda will provide all parts and labor necessary to correct such defects free of charge, as long as the unit has been installed and operated in accordance with the instruction manual. BREDA Home Appliances will not be responsible for extra service coverage to remote or isolated areas 50 mile outside the dealer location of purchase. Extra service coverage includes unavailable servicers in the area, premium service fees or extra travel time. The customer will be responsible for paying any additional cost directly to the authorized servicer. In addition, BREDA will replace any defective until that is deemed unrepairable caused by workmanship.

### COMPONENTS

Baskets - 5 Year Warranty

Stainless Steel Tub - Lifetime Warranty

### 10 DAY COSMETIC WARRANTY

Cosmetic defects must be reported up to 10 days from the original date of purchase. Warranty will not be covered after the product has been installed.

### NON-COVERAGE UNDER WARRANTY

1. Damage to the appliance caused intentionally or by accident
2. Transport Damage
3. Incorrect connection to power supply or water line
4. Improper installation
5. Modification to the appliance
6. Natural disasters (floods, fires, earthquakes, lightening, etc.)

All service requests and other after market needs can be conveniently submitted to our team using the SERVICE REQUEST FORM located at [www.mapledistributing.com](http://www.mapledistributing.com).

## Maple Distributing, LLC. Terms and Conditions of Sale

Prices	Price lists are subject to change without notice. All shipments will be invoiced at prices prevailing at the time of order. This price list supersedes any and all previous price lists.
Terms	Net 30 days from shipment of product with approved credit.
Lead Times	Purchase orders for products that are in stock will ship within the next business day. Estimated lead times will be provided for all non-stock items.
Returns	Product being returned must have a Return Materials Authorization (RMA) and Dealer assumes responsibility for all freight cost. Your Regional Account Manager or Service Department must generate RMA's. Any product returned without an RMA will be refused and returned to the sender. RMA's are valid for (30) days.
Restocking	Unopened merchandise being accepted for return will be subject to a 25% restocking charge and Dealer assumes responsibility for all freight cost. The merchandise must be properly packaged and in brand new sellable condition. All products received in less than 100% sellable condition will be refused and sent back to the dealer. No credit will be issued on any returned merchandise that is not in 100% sellable condition.
Damage Claims	All Breda units must be inspected at the time of delivery. Damages MUST be refused and Maple Distributing should be notified. Once the units are received in good condition, Maple Distributing will not be responsible for any damaged product.

**WAREHOUSE:**

2100 Century Cir.  
Irving, TX 75062

**WAREHOUSE HOURS:**  
M-F 8AM-4PM CST

**SERVICE DEPT: (800) 866-4774**  
[support@mapledistributing.com](mailto:support@mapledistributing.com)



**ORDER DEPT:**

(800) 866-4774  
FAX: (214) 352-0348

**OFFICE HOURS:**  
M-F 8AM-5PM CST



---

## Maple Distributing, LLC

2100 Century Cir. Irving, TX 75062  
Phone: 800-866-4774  
[orders@mapledistributing.com](mailto:orders@mapledistributing.com)  
[www.mapledistributing.com](http://www.mapledistributing.com)