

'25  
'26

COLLECTION



 **FABER**

FRANKE'S AIR EXPERT





Prices are subject to change without notice. While we strive to provide accurate and up-to-date pricing, fluctuations in market conditions and other factors may affect our prices. Thank you for your understanding.

## ICONIC 28

- NEW** T-SHELF 30
- NEW** GRAZIOSA ISOLA 36
- CHLOE 40
- CYLINDRA ISOLA 42

## PRO & UNDER CABINET 44

- BREVA PRO 46
- TIVANO 54
- CAMINO PRO 58
- LEVANTE II 64
- LEVANTE G 66
- LEVANTE E 67

## WALL 68

- STILO SUPREMA 70
- STILO GLASS 76
- STILO 80
- DAMA 82
- NOVA PRO 86
- CLASSICA PLUS 90
- TENDER 94

## ISLAND & CEILING 96

- STRATUS ISOLA 98
- HIGH-LIGHT 104
- NEW** DAMA ISOLA 108

## INSERT 112

- INCA PRO PLUS 114
- INCA PRO 18 118
- INCA SD 122
- INCA HC 125
- INCA LUX PLUS 126
- INCA IN-LIGHT 129
- INCA LUX 130
- INCA SMART SS 132
- INCA SMART GR 133


## INTEGRATED 134

- FLEXA 136
- CRISTAL 139

## DOWN DRAFT 140

- SCIROCCO LUX 142
- SCIROCCO PLUS 143





At Faber,  
we are proud  
of our significant  
heritage.

# FRANKE'S AIR EXPERT

We invented the first hood in 1955. Since 1958, we have been offering hoods and air treatment solutions that meet consumer's needs and respect the environment.

Since 2005, we have been the **Air Expert of the Franke Group**, which for over 100 years stands for high quality, innovative engineering and exceptional design. Its recipe for success: building on traditions while creating new things. Together, we have grown successfully over all these years.

In 2021, Franke and Faber brands both became part of **Franke Home Solutions division**, a logical step to expand the Group's presence in the kitchen and conquer new territories together. By joining forces, we are making even better use of our know-how, experience and complementary skills.

We are now taking the opportunity to proudly announce our competence in air treatment and our expert position within the Franke Group.

It's the right moment to take this step forward, as this new endorsement, Franke's Air Expert, will enrich Faber and Franke with additional values. That's why, thanks to our leading expertise in air treatment, **we are Franke's Air Expert.**

# IMPROVING AIR QUALITY SINCE 1955

## AT FABER, WE ARE PROUD OF OUR SIGNIFICANT HERITAGE.

Air is part of our origin and we have a unique expertise in our sector. Over the years we've molded air into a thousand forms, using steel, plexiglass, glass and wood.

We've turned the kitchen hood into an object of design. We've given it smart functions: light fittings, air conditioner and filters. In brief, we have connected it to the future. We understand how the world is changing and we keep innovating to make tomorrow's air even purer.

**We are proud to be part of the Franke Group as its Air Expert.**



1986  
NOVA  
The first chimney hood.



1995  
AXIA  
The first T Shape hood.



1999  
M@STER  
The first smart hood.



2004  
MATRIX  
The first hood that hangs like a picture.



2008  
KLIMA  
The first air conditioning hood.




2010  
F-LIGHT GENERATION  
The first chandelier hood.



2016  
TALÌKA  
The first totally vertical hood.



2018  
GLOW  
With Airline Technology.



2019  
GALILEO  
The first hob extractor in A+++



2020  
K-AIR  
The first touch screen connected hood with air quality sensor.



2021  
AIR HUB  
Faber enters the world of purification.



2022  
AIR HUB PORTABLE  
The first Faber hygieniser with exclusive 4x4 technology.

2023



TRUE DOUBLE BLACK  
New platform vertical hoods.



# THE RECIPE FOR A HEALTHIER FUTURE

We're on a mission to empower cleaner living at home through pioneering eco-friendly innovation and acting responsibly throughout our business and beyond. But we can't do it alone. By sharing the same vision and respect for the environment, we can achieve greater long term positive impact. Here's a taste of what we have accomplished so far.

**76%**

of electric consumption  
in 2022 was renewable  
energy.

**87%**

of waste created  
in 2022 was reused  
or recycled.

**78%**

of Franke packaging  
is made from  
renewable materials.

Results to date gathered by HS Hoods division.

## HOODS

Faber has hoods that are designed to reduce energy consumption thanks to their LED Light technology and other advanced technologies that can benefit the entire household. As a result, Faber hoods are category benchmarks for energy efficiency.

## FILTERS

Designed for long lasting efficiency thanks to multilayer technology and innovative design allowing filters to be easily removed and washed in the dishwasher every 3-4 months for a maximum duration of 3 years.





# OUR FIRST INSPIRATION: PEOPLE

At Faber, we know how to look far but also very close. We look at people because they are our inspiration. Their needs and desires are the basic principles for which we strive to supply better and better products, time after time.

We study every single action people do in a kitchen, even the smallest one. This allows us to offer products realized in accordance with the needs of the people.

**BECAUSE EVERYTHING DEPENDS  
ON WELLNESS OF THE PEOPLE.**



# SAFETY

## IS IN RELIABLE HANDS



THE EU  
SAFETY MARK

When everything is working as it should, home is a more useful place. And when the air is pure and clean, home becomes a place of true functionality. That's what reliability means to us: making life better for years to come.



THE ITALIAN  
QUALITY MARK

### RECORDS IN EXCELLENCE

- ▲ The first **ISO 9001** Quality Certification in the field of kitchen hoods.



INTERNATIONAL  
SAFETY CERTIFICATION  
BY INTERTEK ETL

- ▲ **SGS Certificate of Excellence n°001:** a worldwide first.



THE QUALITY MARK  
FOR THE USA  
AND CANADA

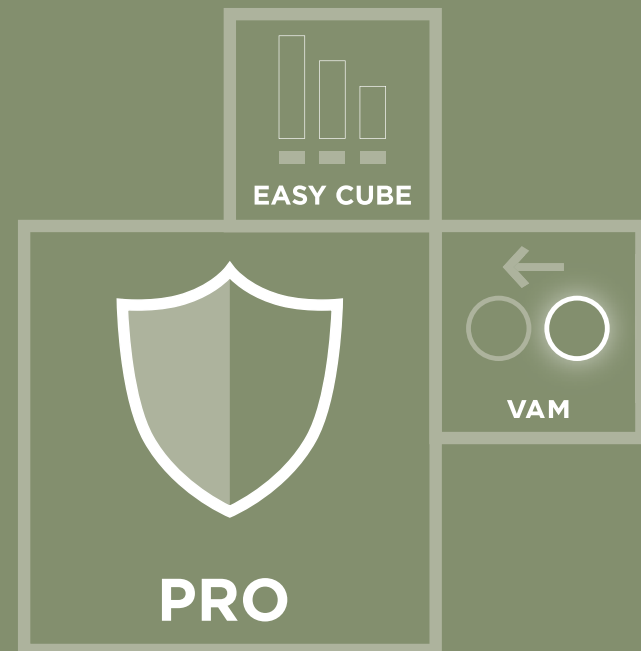
- ▲ Integrated Management System for Quality (**ISO 9001:2015**), Occupational Health and Safety (**ISO 45001**) and the Environment (**ISO 14001**) certified by SGS.



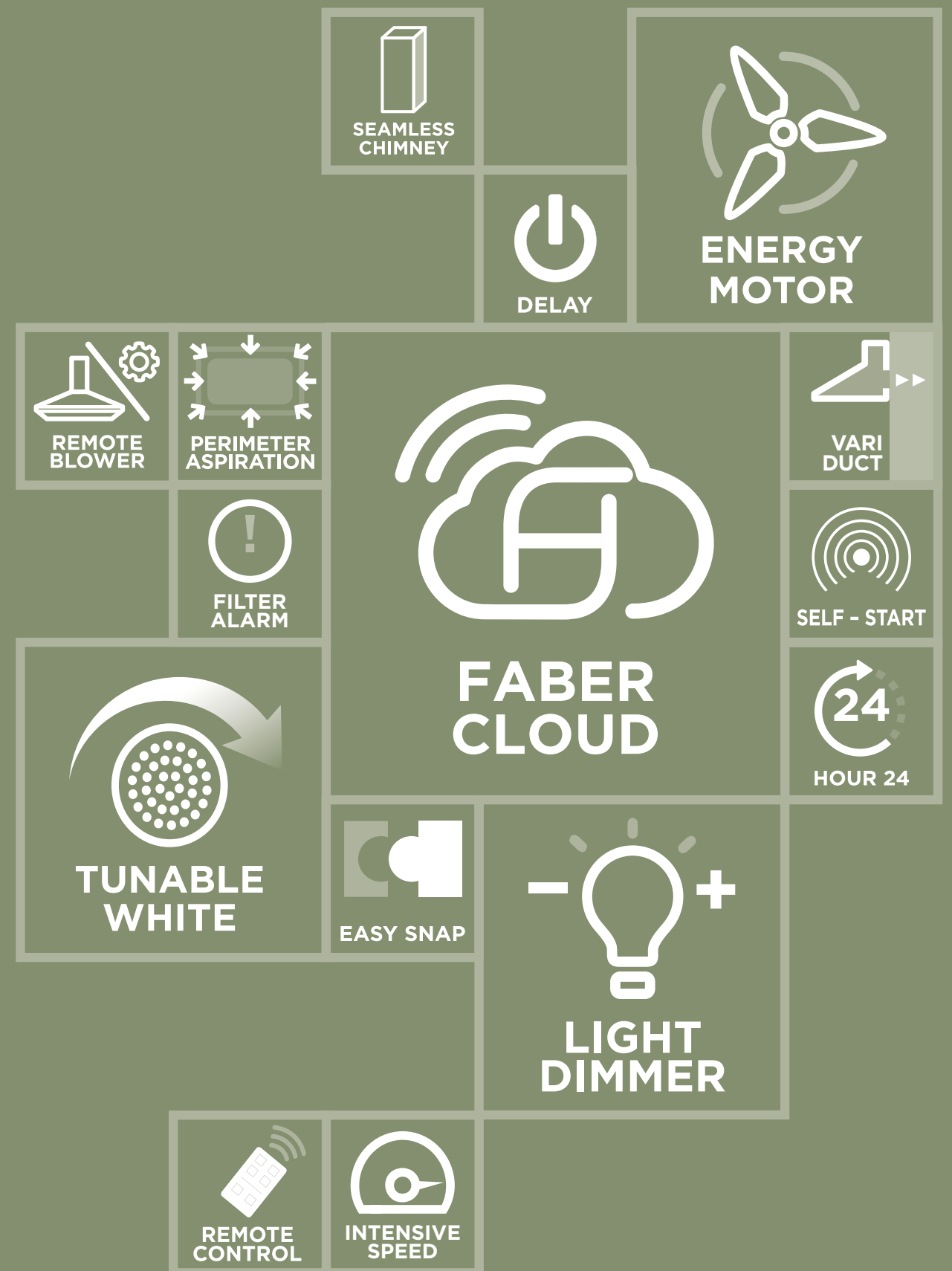

THE CHINESE  
QUALITY MARK

- ▲ Products conforming to the strictest safety requirements and to standards **EN 61591** and **EN 60704-3**, tested in an authorized in-house laboratory, certified and guaranteed by leading international bodies.

Reliability  
is a constant characteristic  
of all Faber products.



# ADVANCED TECHNOLOGY FOR REAL LIFE BENEFITS








### SOUND PRO

Reducing turbulence and swirls in the internal airflow, the new blowers technology succeeds in both limiting noise and improving the sound quality of the hood.



### FABER CLOUD

The exclusive Faber Cloud app can be used to monitor the air quality in your kitchen by adjusting the settings of your hood at any time, even from any mobile device.




### TUNABLE WHITE

Choose and vary the color temperature of the light, from warmer (tending to yellow) to colder (tending to white).



### SELF START

A special sensor switches the hood on as soon as air temperature reaches 130°F. A smart sensor activates your hood automatically whenever needed.




### ENERGY MOTOR

The energy-efficient Energy Motor allows for longer duct runs, improving performance, reducing noise and giving you greater installation options.



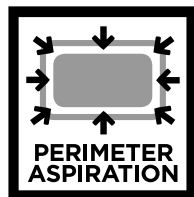
### VARI-DUCT

For increased installation options and better energy efficiency, Vari-Duct allows air to be vented via the top or back of a hood.




### 24 HOUR

Keeping kitchens fresh and odor free around the clock, the 24 Hour feature automatically turns the hood on for 10 minutes every hour.



### PERIMETER ASPIRATION

By drawing air through a narrowed channel, Perimeter Aspiration increases suction and reduces noise without increasing energy consumption.



### REMOTE BLOWER

Allows for higher performance levels, improves efficiency and reduces air noise.



### DELAY

Automatic shutdown delay: postpones the motor shutdown to eliminate residual odors completely.




### EASY SNAP

The exclusive Easy Snap clip system is designed for an effortless installation of cabinet mounted hoods.




### SEAMLESS CHIMNEY

The single-piece Seamless Chimney is easier to install, easier to clean and offers a more refined look.



### VAM

VAM (Variable Air Management System) features enable you to permanently set extraction speeds in line with local building codes.



### LED LIGHT

More durable, brighter and energy-efficient, cool to touch LED Lights offer exceptional performance compared to standard bulbs.



### LIGHT DIMMER

Dimmable light: at the touch of a button the light is dimmed down and can be left on for extended time with minimal energy consumption.



### PRO MOTOR

Helping increase airflow through the hood, our Pro Motor delivers more powerful extraction to take care of even the strongest cooking odors.



### INTENSIVE SPEED

Designed to deal with even the strongest cooking aromas, the Intensive Speed function activates maximum extraction power for 10 minutes.\*

*\* May vary by model*




### REMOTE CONTROL

The ADA compliant wireless remote conveniently controls all the hood's features.



### FILTER ALARM

Filter saturation alarm: warns you when it is time to clean the grease filter.



### EASY CUBE

For faster, hassle-free fitting, Easy Cube makes installing and levelling hoods so much simpler.



# TUNABLE LIGHTS

Faber Tunable White lighting is a revolutionary way to customize and control the ambiance of your kitchen. Imagine being able to adjust the temperature of your lights to match the natural daylight outside.



Tunable White lighting provides a variety of lighting options to support your kitchen activities by allowing you to customize your lighting to suit your specific needs and preferences. This not only enhances functionality but also contributes to your overall well-being by creating a comfortable and enjoyable space to work in.



WARM

## PERSONALIZED LIGHTING

### EXPERIENCE FABER TUNABLE WHITE LIGHTING

A versatile lighting solution designed to enhance kitchen activities. With five adjustable colors and two intensity levels, you can easily create the perfect ambiance for any occasion.

Seamlessly switch between warm and cool tones to match your needs; warm lighting fosters a cozy, inviting atmosphere, ideal for relaxed gatherings and evening meals, while cool lighting delivers a bright energizing space perfect for focused tasks like cooking and meal preparation.



VERSATILE SOLUTION  
WITH FIVE ADJUSTABLE  
COLORS AND TWO  
LEVELS OF INTENSITY

COOL

Now available in these Faber models.



NEW T-SHELF



STRATUS STAINLESS



STRATUS WHITE



INCA LUX PLUS




STILO SUPREMA



# IDEAL SOLUTION FOR YOUR SMART HOME

## REMOTE MANAGEMENT TOOL

Faber Cloud seamlessly connects the Wi-Fi enabled Faber range hoods to any Android or iOS smart device so you can control your kitchen's environment from anywhere.



- Adjust light setting
- Change fan speed
- Activate boost mode
- Set 24-hour mode
- Check filter life status
- Operate auto-off timer



## Now available in these Faber models.



**NEW** GRAZIOSA ISOLA



STILO SUPREMA



STILO GLASS



INCA LUX PLUS



BREVA PRO



STRATUS STAINLESS



STRATUS WHITE





# HUSH, IT'S COOKING TIME!

As kitchens become places for meeting and sharing moments at home, hoods increasingly need to combine high performances with quiet motors. Following in-depth studies and extensive research, Faber was able to develop a solution: Sound Pro.

**Turn on the hood and simply forget about it.**

## NO VORTEX


Thanks to an innovative design, the new blower significantly reduces turbulence and vortex of the internal air flow.

## LESS NOISE

At maximum power, the new technology limits the noise threshold of the hood up to -6db\*, or if you prefer, half the noise your ears perceive.

## BETTER SOUND

The sound produced, reducing the disturbance caused by high frequencies, becomes deeper and more pleasant.



\*Data varies depending on the model in which the blower is installed.



# AIR QUALITY UNDER CONTROL

## AND THE HOOD STARTS ITSELF AUTOMATICALLY

Wellness starts with us and the choices we make to live our best lives. Breathing clean air inside our home is essential to living well. Faber range hoods eliminate cooking pollutants for safe, clean air in your kitchen.

### Models with 24 HOUR technology.



### Models with FILTER ALARM technology.



VENTILATION WILL  
TURN ON EVERY  
10 MINUTES FOR  
EVERY HOUR



WARNS WHEN IT IS TIME  
TO CLEAN THE GREASE  
FILTERS OR REPLACE  
CHARCOAL FILTERS





# ICONIC HOODS

NEW	T-SHELF	30
NEW	GRAZIOSA ISOLA	36
	CHLOE	40
	CYLINDRA ISOLA	42



T-SHELF





# T-SHELF NEW

## AN EXTRA TOUCH OF DESIGN

Faber T-Shelf - a striking statement piece that seamlessly combines industrial and premium design. Its matte black finish and sleek smoked glass shelves create an open, airy ambiance, to elevate any kitchen space. The dual LED bar offers customizable brightness and color temperature, adding elegance to the workspace while setting the atmosphere. Powered by the advanced Sound Pro blower, it ensures quiet and powerful extraction.



### EMBRACE SPACE

Three open spacious smoked-glass shelves surrounded by a matte black frame turns the cooking area into a beautiful curated space.

### 360° USABILITY

Symmetrical design allows for 360° usability, offering effortless access and control.



### CUSTOMIZED LIGHTING

The innovative double LED bar lights, equipped with dimmer and tunable functions, allow you to adjust both brightness and color temperature, ensuring a well-lit work space.

### QUIET EXTRACTION

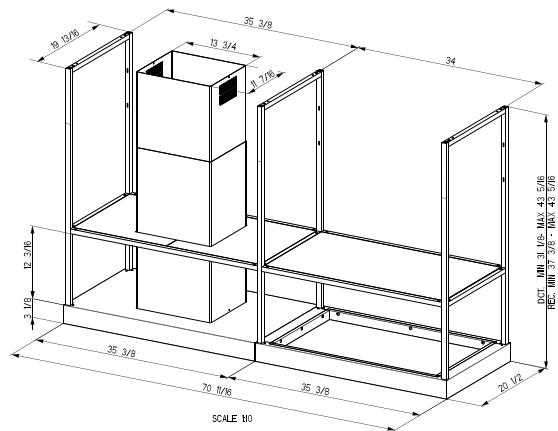
The Sound Pro blower operates quietly yet powerfully, enhancing the kitchen atmosphere. The Intensive Speed function boosts extraction power for six minutes, ensuring a fresh and inviting space.







Faber T-Shelf combines premium design with high functionality, offering powerful extraction while serving as a unique home statement piece.



NEW

T-SHELF



MODEL	FUN	SIZE / FINISH	MOTOR CLASS	MAP
TSHIS70BK600	335.0727.694	70" Matte Black	600 CFM	\$4,299

FEATURES		PERFORMANCE		ACCESSORIES	MAP
<b>Dimensions</b>		<b>Motor</b>		<b>FILTER2</b>	<b>\$64</b>
Ceiling Height	See page 146	No. of Fan Speeds	4	Charcoal Filter	
Canopy Depth	20 ½" D x 3 ⅛" H	Motor Class	600 CFM	<b>CFMRED</b>	<b>\$64</b>
<b>Ducting</b>		Energy Efficient Motor	Yes	CFM Reducer Kit 300 CFM	
Type	Ducted / Ductless with FILTER2	Sound Pro	Yes	<b>CFMRED2</b>	<b>\$64</b>
Duct Size	6" Round Top Vent	<b>Display</b>		CFM Reducer Kit 400 CFM	
<b>Lighting</b>		Controls	Electronic Rainbow Knob	<b>MUDAMPER6</b>	<b>\$517</b>
Type	Energy-Efficient LED Bar	Intensive Speed	10 Minutes	6" Make-up Air Kit	
# of Bulbs	2 Lights - 4 Watt - 2 Levels	<b>Other</b>		<b>MUDAMPER8</b>	<b>\$539</b>
Tunable Lights	5 Settings From 2700K to 6500K	ADA Compliant	No	8" Make-up Air Kit	
<b>Grease Filters</b>		Fixed Wiring Box	Yes		
Filter Type	Matte Black Mesh	Shelf Material	Smoky Glass		
Dishwasher Safe	Yes	Left Top Shelf Weight Limit (2)	Max 11 lbs Each		
Anti-Pollution Mode	No	Right Top Shelf Weight Limit	Max 33 lbs		
		Right Bottom Shelf Weight Limit	Max 33 lbs		



# GRAZIOSA ISOLA NEW

Introducing the Graziosa Isola - a revolutionary hood that blends cutting-edge connectivity with premium kitchen aesthetics. Featuring a striking matte black finish and minimalist design, its clean lines enhance the overall elegance of your cooking space. The side-flush illumination adds to its sleek appearance, giving it the elegance of a sophisticated chandelier.

## INNOVATIVE DESIGN

The design conceals grease filters behind a refined perimeter panel, ensuring a clean and polished look, while effectively removing cooking particles and odors.

## 24-HOUR FRESHNESS

A convenient and efficient solution for keeping the kitchen fresh and odor-free at all times. This automated ventilation system activates the hood for 10 minutes every hour, ensuring continuous air circulation.

## OPTIMAL ILLUMINATION

The dimmable LED light positioned on the bottom and the accent LED lights on the side panels allow you to set the perfect lighting for every occasion.

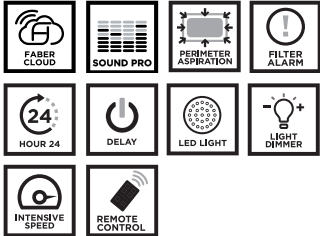
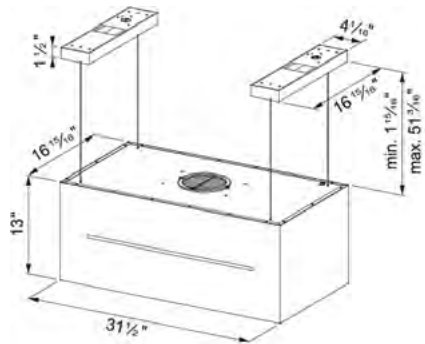


CONTROL YOUR HOOD  
USING TOUCH, REMOTE,  
OR THE FABER CLOUD FOR  
SEAMLESS CONNECTIVITY





The Graziosa Isola hood combines minimalist elegance with superior functionality. Its matte black finish and distinctive design elevate your kitchen, making it a refined centerpiece for any space. When connected to Wi-Fi, the Faber Cloud app enables seamless control of all hood settings, including lighting and extraction, even through voice commands.



NEW

# GRAZIOSA ISOLA

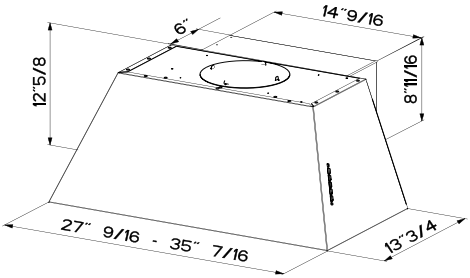
MODEL	FUN	SIZE / FINISH	MOTOR CLASS	MAP
GRAZIS30BKV	345.0719.619	31" Matte Black	600 CFM	\$2,159

FEATURES		PERFORMANCE		ACCESSORIES	MAP
<b>Dimensions</b>		<b>Speed</b>		<b>FILTER1</b>	<b>\$75</b>
Ceiling Height	6' 10 7⁄16" - 14' 5 1⁄16"	No. of Fan Speeds	4	Charcoal Filter	
Canopy Depth-Height	16' 15⁄16" D x 13" H	Motor Class	600 CFM	<b>FILTER1LL2</b>	<b>\$215</b>
<b>Ducting</b>		Perimeter Aspiration	Yes	Long Lasting Charcoal Filter	
Type	Ductless Only	Sound Pro	Yes		
Duct Size	N/A	Energy-Efficient Motor	Yes		
Charcoal Filters	Included	<b>Display</b>			
<b>Lighting</b>		Controls	Electronic with LED		
Type	Energy Efficient LED Bar	Intensive Speed	6 Minutes		
# of Bulbs	1 LED Bar - 4 Watts - 2 Level 2 Side Accent LED Bars - 2 Watts	Delay Shut-off	30 Minutes		
Light Dimmer	Yes	<b>Other</b>			
<b>Grease Filters</b>		ADA Compliant	With Remote Control or Faber Cloud App Voice Activation		
Filter Type	Matte Black Mesh	Faber Cloud App	Control with Mobile Device		
Dishwasher Safe	Yes	Voice Activated	Apple Siri, Google Home or Amazon Alexa		
Filter Alarm	Yes	Remote Control	Included		
Anti-Pollution Mode	24 Hour	Fixed Wiring Box	Yes		





The Chloe combines innovative technology with a rustic style. The Faber extraction technology, Perimeter Aspiration, means that Chloe is a reliable addition to the kitchen. With the ability to be ducted or used in recirculating mode, the Chloe would make a stunning addition to any kitchen design.



# CHLOE



MODEL	FUN	SIZE / FINISH	MOTOR CLASS	MAP
CHLO28BK600	321.0516.385	28" Painted Black	600 CFM	\$1,729
CHLO36BK600	321.0556.734	36" Painted Black	600 CFM	\$1,829


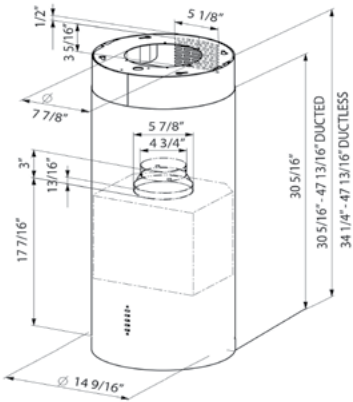
FEATURES		PERFORMANCE		ACCESSORIES	MAP
<b>Dimensions</b>		<b>Motor</b>		<b>FILTER1</b>	<b>\$75</b>
Ceiling Height	See page 146	No. of Fan Speeds	4	Charcoal Filter Kit	
Canopy Depth Height	13 ¾" D x 12 ⅝" H	Motor Class	600 CFM	<b>FILTER1LL2</b>	<b>\$215</b>
<b>Ducting</b>		Perimeter Aspiration	Yes	Long Lasting Charcoal Filter Kit	
Type	Ducted/Ductless With FILTER1/ FILTER1LL2	Energy-Efficient Motor	Yes	<b>CHIMCHBK</b>	<b>\$237</b>
Duct Size	Vari-Duct 6" Top or Rear Vent	<b>Display</b>		Black Chimney Kit (14 15⁄16" x 29 9⁄16"H)	
<b>Lighting</b>		Controls	LED Digital	<b>CFMRED</b>	<b>\$64</b>
Type	Energy-Efficient LED Bar	Intensive Speed	10 Minutes	CFM Reducer Kit 300 CFM	
# of Bulbs	One - 3 Watt - 2 level	<b>Other</b>		<b>CFMRED2</b>	<b>\$64</b>
Light Dimmer	Yes	ADA Compliant	With Remote Control	CFM Reducer Kit 400 CFM	
<b>Grease Filters</b>		Remote Control	Purchase Separately	<b>REMORIG</b>	<b>\$70</b>
Filter Type	Mesh	Fixed Wiring Box	Yes	Wireless Remote Control	
Dishwasher Safe	Yes			<b>MUDAMPER6</b>	<b>\$517</b>
Filter Alarm	Yes			6" Make-up Air Kit	
				<b>MUDAMPER8</b>	<b>\$539</b>
				8" Make-up Air Kit	
				<b>MUDAMPER10</b>	<b>\$593</b>
				10" Make-up Air Kit	





With a cylindrical body which is mounted directly to the ceiling, the Cylindra Isola is a slim line, modern design cooker hood that is perfect for island kitchen designs.

Two LED lights are fitted to the hood to light up the cooktop perfectly and a remote control is available as an accessory to provide maximum ease of use.



# CYLINDRA ISOLA

MODEL	FUN	SIZE / FINISH	MOTOR CLASS	MAP
CYLNIS15SS600	335.0598.085	15" Stainless Steel	PRO 600 CFM	\$2,589

FEATURES		PERFORMANCE		ACCESSORIES	MAP
<b>Dimensions</b>		<b>Speed</b>		<b>FILTER2</b>	<b>\$64</b>
Ceiling Height	See page 146	No. of Fan Speeds	4	Charcoal Filter Kit	
<b>Ducting</b>		Motor Class		<b>CFMRED</b>	<b>\$64</b>
Type	Ducted/Ductless with FILTER2		PRO 600 CFM Metal Impellers	CFM Reducer Kit 300 CFM	
Duct Size	Vari-Duct 6" Round Top	Perimeter Aspiration	Yes	<b>CFMRED2</b>	<b>\$64</b>
<b>Lighting</b>		<b>Display</b>		CFM Reducer Kit 400 CFM	
Type	Energy-Efficient LED	Controls	LED Digital	<b>REMORIG</b>	<b>\$70</b>
# of Bulbs	Two - 1 Watt - 2 level	Intensive Speed	10 Minutes	Wireless Remote Control	
<b>Grease Filters</b>		<b>Other</b>		<b>MUDAMPER6</b>	<b>\$517</b>
Filter Type	Mesh	ADA Compliant	With Remote Control	6" Make-up Air Kit	
Dishwasher Safe	Yes	Remote Control	Purchase Separately	<b>MUDAMPER8</b>	<b>\$539</b>
Anti-Pollution Mode	24 Hour	Fixed Wiring Box	Yes	8" Make-up Air Kit	
Filter Alarm	Yes				





# PRO & UNDER CABINET HOODS

BREVA PRO	46
TIVANO	54
CAMINO PRO	58
LEVANTE II	64
LEVANTE G	66
LEVANTE E	67



BREVA PRO





# BREVA PRO

The Breva Pro's attention to detail makes it both aesthetically pleasing and capable of top-level performance in filtering out cooking particles for improved air quality in your kitchen.

## BOOST MODE

The Intensive Speed function eliminates even the most persistent cooking smells and steam in just a few minutes.

## 24-HOUR FRESHNESS

A convenient and efficient solution for keeping the kitchen fresh and odor-free at all times. This automated ventilation system activates the hood for 10 minutes every hour, ensuring continuous air circulation.

## FILTER ALARM

The filter saturation alarm warns you when it is time to clean the grease filter, ensuring that your filter is at top performance.



FABER  
CLOUD

MONITOR THE AIR  
QUALITY IN YOUR  
KITCHEN BY ADJUSTING  
THE SETTINGS OF YOUR  
HOOD, FROM ANY  
MOBILE DEVICE.



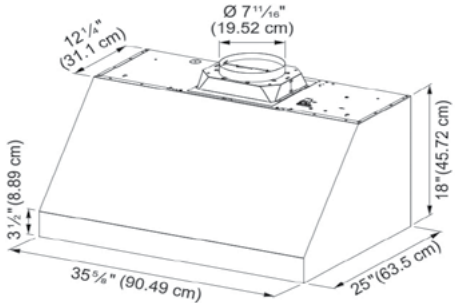
PRO

HIGH PERFORMANCE  
MOTOR QUICKLY AND  
EFFECTIVELY REMOVE  
COOKING-BY-PRODUCTS






The Brevia Pro is a game changer when it comes to improving the environment in your kitchen. Its sleek design, advanced features, and user-friendly interface make it an invaluable addition to any kitchen.



NOTE: DIMENSIONS FOR 36"



# BREVA PRO 18

MODEL	FUN	SIZE / FINISH	MOTOR CLASS	MAP
BREV308SS600	335.0668.703	30" Stainless Steel	PRO 295/395/600 CFM	\$1,829
BREV368SS600	335.0668.704	36" Stainless Steel	PRO 295/395/600 CFM	\$1,949
BREV48SS1200	335.0668.702	48" Stainless Steel	PRO 1200 CFM	\$2,589



**24 HOURS**  
Convenient and efficient solution for maintaining a fresh and odor-free kitchen around the clock. Automated ventilation that turns the hood on for 10 minutes every hour.



**CHANGE FAN SPEED**  
VAM (Variable Air Management System) features enable you to permanently set extraction speeds in line with local building codes.



**LIGHT DIMMER**  
Dimmable lights: At the touch of a button the light is dimmed down and can be left on for an extended time with minimal energy consumption.



**DELAY**  
With automatic delay shutdown, you can have peace of mind knowing the motor will continue to work diligently to eliminate any residual odors.

FEATURES		PERFORMANCE		ACCESSORIES	MAP
<b>Dimensions</b>		<b>Motor</b>		<b>TELEPRO30</b>	<b>\$463</b>
Ceiling Height	See page 146	No. of Fan Speeds	5	Telescopic Chimney Kit 30"	
Canopy Depth Height	25" D x 18" H	Motor Class	PRO 295 / 395 / 600 CFM Metal Impellers	<b>TELEPRO36</b>	<b>\$485</b>
<b>Ducting</b>			PRO 1200 CFM Metal Impellers for 48"	Telescopic Chimney Kit 36"	
Type	Ducted / Ductless with DUCTGR kit	Variable Air Management	295, 395, 600 CFM	<b>TELEPRO48</b>	<b>\$528</b>
Duct Size	Vari-Duct - 8" Round Top or Rear Vent. With 2nd blower, 10" Top or Rear Vent	<b>Display</b>		Telescopic Chimney Kit 48"	
<b>Lighting</b>		Controls	Electronic with LED	<b>FILTER6</b>	<b>\$75</b>
Type	Energy-Efficient LED	Self Start Heat Sensor	Yes	Charcoal Filter	
# of Bulbs	2 Lights - 1 Watt - 3 Level on 30"	Delay Shut-off	30 Minutes	<b>BACK30</b>	<b>\$258</b>
	3 Lights - 1 Watt - 3 Level on 36"	Intensive Speed	2 Levels x 6 Minutes	Backsplash 30"	
	4 Lights - 1 Watt - 3 Level on 48"	<b>Other</b>		<b>BACK36</b>	<b>\$275</b>
<b>Grease Filters</b>		ADA Compliant	With Remote Control or Faber Cloud App Voice Activation	Backsplash 36"	
Filter Type	Pro Stainless Steel Baffle	Faber Cloud App	Control with Mobile Device	<b>BACK48</b>	<b>\$394</b>
Filter Alarm	Yes	Voice Activated	Apple Siri, Google Home or Amazon Alexa	Backsplash 48"	
Dishwasher Safe	Yes	Remote Control	Purchase Separately	<b>WIREBOX2</b>	<b>\$96</b>
Dishwasher Safe Grease Rail	Yes	Power Cord Included	Yes	Fixed Wire Box	
		Anti-Pollution Mode	24 Hour	<b>DUCTGRT304</b>	<b>\$334</b>
				Ductless Vent Grate Recirc. Kit 30" (Adds 4" Height)	
				<b>DUCTGRT364</b>	<b>\$345</b>
				Ductless Vent Grate Recirc. Kit 36" (Adds 4" Height)	
				<b>IB600PR</b>	<b>\$593</b>
				1200 CFM Pro Motor (For BREV368SS600 - Adds a Second Blower)	
				<b>REMORIG</b>	<b>\$70</b>
				Remote Control	
				<b>MUDAMPER8</b>	<b>\$539</b>
				8" Make-up Air Kit	
				<b>MUDAMPER10</b>	<b>\$593</b>
				10" Make-up Air Kit (Use with IB600PR)	





**FABER CLOUD TECHNOLOGY**  
The exclusive Faber Cloud app can be used to monitor the air quality in your kitchen by adjusting the settings of your hood at any time, even from any mobile device.



**SELF START**  
A special sensor switches the hood on as soon as air temperature reaches 130°F. A smart sensor activates your hood automatically whenever needed.

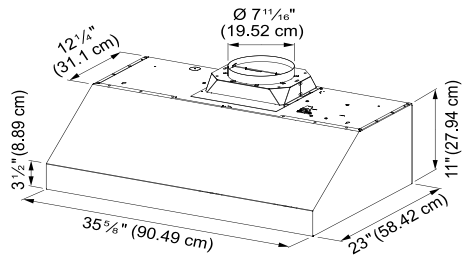


**CHANGE FAN SPEED**  
VAM (Variable Air Management System) features enable you to permanently set extraction speeds in line with local building codes.




**PRO MOTOR**  
Engineered with high-performance components that enable the motor to deliver superior airflow. The increased airflow helps to quickly and effectively remove cooking by-products from lingering in your kitchen.

The Breva Pro is equipped with advanced features that work to improve the air quality in your kitchen. The cutting edge pro blower efficiently filters out harmful cooking pollutants and odors. While being able to control the hood seamlessly using the Faber Cloud app.



NOTE: DIMENSIONS FOR 36"



# BREVA PRO 11

MODEL	FUN	SIZE / FINISH	MOTOR CLASS	MAP
BREV301SS600	300.0668.705	30" Stainless Steel	PRO 295/395/600 CFM	\$1,499
BREV361SS600	300.0668.707	36" Stainless Steel	PRO 295/395/600 CFM	\$1,619

FEATURES	PERFORMANCE	ACCESSORIES	MAP
<b>Dimensions</b> Ceiling Height See page 146  Canopy Depth Height 23" D x 11" H <b>Ducting</b> Type Ducted / Ductless with DUCTGR Kit  Duct Size Vari-Duct - 8" Round Top or Rear Vent <b>Lighting</b> Type Energy-Efficient LED  # of Bulbs 2 Lights - 1 Watt - 3 Level on 30"  3 Lights - 1 Watt - 3 Level on 36" <b>Grease Filters</b> Filter Type Pro Stainless Steel Baffle  Filter Alarm Yes  Dishwasher Safe Yes  Dishwasher Safe Grease Rail Yes	<b>Motor</b> No. of Fan Speeds 5  Motor Class PRO 295 / 395 / 600 CFM Metal Impellers  Variable Air Management 295, 395, 600 CFM <b>Display</b> Controls Electronic with LED  Self Start Heat Sensor Yes  Delay Shut-off 30 Minutes  Intensive Speed 2 Levels x 6 Minutes <b>Other</b> ADA Compliant With Remote Control or Faber Cloud App Voice Activation  Faber Cloud App Control with Mobile Device  Voice Activated Apple Siri, Google Home or Amazon Alexa  Remote Control Purchase Separately  Power Cord Included Yes  Anti-Pollution Mode 24 Hour	<b>TELEPRO30</b> Telescopic Chimney Kit 30" <b>\$463</b>  <b>TELEPRO36</b> Telescopic Chimney Kit 36" <b>\$485</b>  <b>FILTER6</b> Charcoal Filter <b>\$75</b>  <b>BACK30</b> Backsplash 30" <b>\$258</b>  <b>BACK36</b> Backsplash 36" <b>\$275</b>  <b>WIREBOX2</b> Fixed Wire Box <b>\$96</b>  <b>DUCTGRT304</b> Ductless Vent Grate Recirc. Kit 30" (Adds 4" Height) <b>\$334</b>  <b>DUCTGRT364</b> Ductless Vent Grate Recirc. Kit 36" (Adds 4" Height) <b>\$345</b>  <b>REMORIG</b> Remote Control <b>\$70</b>  <b>MUDAMPER8</b> 8" Make-up Air Kit <b>\$539</b>	



TIVANO

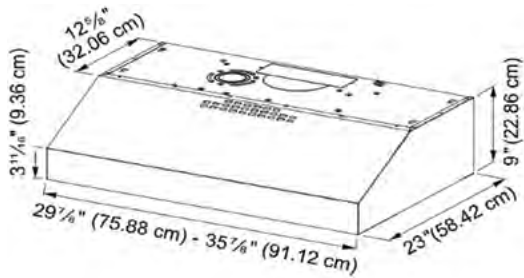






Tivano’s powerful energy-efficient 395 CFM interior motor delivers quiet yet powerful smoke and odor removal.

The multi-speed control allows precise adjustments to desired fan speed for optimal clean air performance.



# TIVANO



MODEL	FUN	SIZE / FINISH	MOTOR CLASS	MAP
TVNO30SS395	300.0668.709	30" Stainless Steel	395 CFM	\$645
TVNO36SS395	300.0668.708	36" Stainless Steel	395 CFM	\$749



**INTENSIVE SPEED**  
With just a touch of a button, you can activate maximum extraction power for 10 minutes to quickly and effectively remove any unwanted odors from the kitchen.



**DELAY**  
With automatic delay shutdown, you can have peace of mind knowing the motor will continue to work diligently to eliminate any residual odors.



**VARI-DUCT**  
For increased installation options and better energy efficiency, Vari-Duct allows air to be vented through the top or back of a hood.

FEATURES		PERFORMANCE		ACCESSORIES	MAP
<b>Dimensions</b>		<b>Motor</b>		<b>FILTER5</b>	<b>\$53</b>
Canopy Depth	23" D x 9" H	No. of Fan Speeds	4	Charcoal Filter Kit	
Height		Motor Class	395 CFM	<b>REMORIG</b>	<b>\$70</b>
<b>Ducting</b>		Energy-Efficient Motor	Yes	Wireless Remote Control	
Type	Ducted/Ductless	<b>Display</b>			
Duct Size	Vari-Duct 7" round (top), 3 1/4" x 10" Rectangle (top/back)	Controls	Electronic with White LED		
<b>Lighting</b>		Intensive Speed	10 Minutes		
Type	Energy-Efficient LED	Delay Shut-off	15 Minutes		
# of Bulbs	Two - 5 Watt - 1 Level	<b>Other</b>			
<b>Grease Filters</b>		ADA Compliant	With Remote Control		
Filter Type	Stainless Mesh	Remote Control	Purchase Separately		
Dishwasher Safe	Yes	Fixed Wiring Box	Yes		









#### SELF START

A special sensor switches the hood on as soon as air temperature reaches 130°F. A smart sensor activates your hood automatically whenever needed.



#### PRO MOTOR

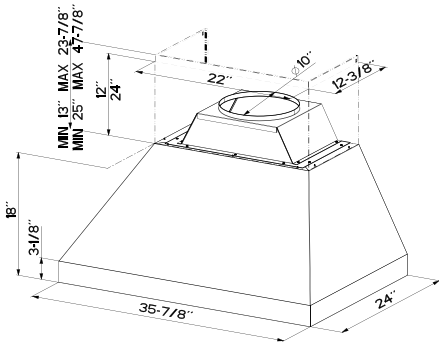
Engineered with high-performance components that enable the motor to deliver superior airflow. The increased airflow helps to quickly and effectively remove cooking by-products from lingering in your kitchen.



#### INTENSIVE SPEED

With just a touch of a button, you can activate maximum extraction power for 10 minutes to quickly and effectively remove any unwanted odors from the kitchen.

Camino Pro is a range hood that looks beyond your kitchen walls, opening up new horizons in design and redefining life in the home. This industrial-designed hood packs the performance needed. The PRO Motor and stainless baffle filters deliver a powerful extraction system to make the air cleaner.



NOTE: DIMENSIONS FOR 36"

# CAMINO PRO



MODEL	FUN	SIZE / FINISH	MOTOR CLASS	MAP
CAPR36SS600	335.0564.582	36" Stainless Steel	PRO 600 CFM	\$2,159
CAPR36SS1200	335.0564.570	36" Stainless Steel	PRO 1200 CFM	\$2,589
CAPR48SS1200	335.0564.581	48" Stainless Steel	PRO 1200 CFM	\$2,999

CHOOSE YOUR DUCT COVER			MAP
CHIM2224	36" Camino Chimney 8' - 9' Ceiling		\$312
CHIM2248	36" Camino Chimney 9' - 11' Ceiling		\$388
CHIM3424	48" Camino Chimney 8' - 9' Ceiling		\$388
CHIM3448	48" Camino Chimney 9' - 11' Ceiling		\$485

FEATURES		PERFORMANCE	ACCESSORIES	MAP
<strong>Dimensions</strong>		<strong>Motor</strong>	<strong>CFMRED</strong>	<strong>\$64</strong>
Canopy Depth	24" D x 18" H	No. of Fan Speeds	4	
Height		Motor Class	PRO 600/1200 CFM Metal Impellers	
<strong>Ducting</strong>		Self Start Heat Sensor	Yes	
Type	Ducted/ Recirculating with FILTER1/FILTER1LL2	<strong>Display</strong>		
Duct Size 600 CFM	Vari-Duct - 6" Round Top or Rear Vent	Controls	Electronic Rainbow Knob	
Duct Size 1200 CFM	Top Two - 6" Round or One - 10" Round	Intensive Speed	10 Minutes	
<strong>Lighting</strong>		Delay Shut-off	10 Minutes	
Type	Energy-Efficient LED	<strong>Other</strong>		
# of Bulbs - 36"	Two - 5 Watt - 2 Level	ADA Compliant	No	
# of Bulbs - 48"	Four - 5 Watt - 2 Level	Fixed Wiring Box	Yes	
Light Dimmer	Yes			
<strong>Grease Filters</strong>				
Filter Type	Pro Stainless Steel Baffle			
Dishwasher Safe	Yes			
			<strong>CFMRED2</strong>	<strong>\$64</strong>
			CFM Reducer Kit 400 CFM	
			<strong>MUDAMPER6</strong>	<strong>\$517</strong>
			6" Make-up Air Kit	
			<strong>MUDAMPER8</strong>	<strong>\$539</strong>
			8" Make-up Air Kit	
			<strong>MUDAMPER10</strong>	<strong>\$593</strong>
			10" Make-up Air Kit	
			<strong>FILTER1</strong>	<strong>\$75</strong>
			Replacement Charcoal Filter Kit (2 x 1200 CFM)	
			<strong>FILTER1LL2</strong>	<strong>\$215</strong>
			Long Lasting Charcoal Filter Kit (2 x 1200 CFM)	



# TIMELESS, VERSATILE: LEVANTE

The simplicity that makes you love it and the ease of use that improves everyday life, with the certainty of constant and enduring reliability.

## VARI-DUCT

For enhanced installation flexibility and energy efficiency, Vari-Duct enables air to be vented from the top or the back of the hood.



Available on these Levante models.



LEVANTE II



LEVANTE G



LEVANTE E







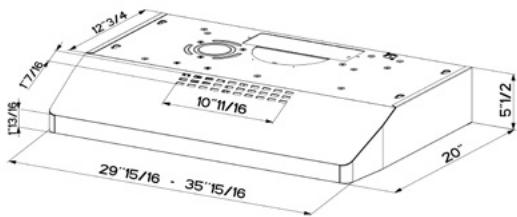
**INTENSIVE SPEED**  
With just a touch of a button, you can activate maximum extraction power for 10 minutes to quickly and effectively remove any unwanted odors from the kitchen.



**DELAY**  
With automatic delay shutdown, you can have peace of mind knowing the motor will continue to work diligently to eliminate any residual odors.

The Levante II range hood is not only remarkably effective at neutralizing vapors and odors in the kitchen, but it also provides a satisfying experience, making the environment even more comfortable.

In addition, its energy-efficient LED lights consume very little energy, while still providing a natural light that ensures excellent visibility in the kitchen.



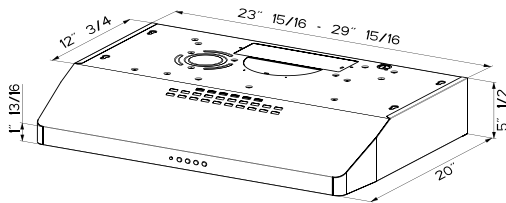
# LEVANTE II



MODEL	FUN	SIZE / FINISH	MOTOR CLASS	MAP
LEVT30SS395	300.0669.604	30" Stainless Steel	395 CFM	\$485
LEVT36SS395	300.0669.602	36" Stainless Steel	395 CFM	\$539

FEATURES		PERFORMANCE		ACCESSORIES	MAP
<b>Dimensions</b>		<b>Motor</b>		<b>FILTER5</b>	<b>\$53</b>
Canopy Depth	21" D x 5 ½" H	No. of Fan Speed	4	Charcoal Filter Kit	
<b>Ducting</b>		Motor Class	395 CFM	<b>REMORIG</b>	<b>\$70</b>
Type	Ducted/Ductless	Energy-Efficient Motor	Yes	Wireless Remote Control	
Top Vent	Vari-Duct - 7" Round, 3 ¼" x 10" Rectangle	<b>Display</b>			
Rear Vent	Vari-Duct 3 ¼" x 10" Rectangle	Controls	Electronic with White LED		
<b>Lighting</b>		Intensive Speed	10 Minutes		
Type	Energy-Efficient LED	Delay Shut-off	15 Minutes		
# of Bulbs	Two - 5 Watt - 1 Level	<b>Other</b>			
<b>Grease Filters</b>		ADA Compliant	With Remote Control		
Filter Type	Stainless Mesh	Remote Control	Purchase Separately		
Dishwasher Safe	Yes	Fixed Wiring Box	Yes		





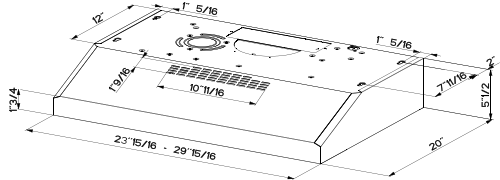
# LEVANTE G



MODEL	FUN	SIZE / FINISH	MOTOR CLASS	MAP
LEVG24SS300	300.0622.854	24" Stainless Steel	300 CFM	\$355
LEVG30SS300	300.0622.855	30" Stainless Steel	300 CFM	\$375

FEATURES		PERFORMANCE		ACCESSORIES	MAP
<b>Dimensions</b>		<b>Motor</b>		<b>FILTER5</b> Charcoal Filter Kit	<b>\$53</b>
Canopy Depth	21" D x 5 ½" H	No. of Fan Speeds	4		
Height		Motor Class	300 CFM		
<b>Ducting</b>		Energy-Efficient Motor	Yes		
Type	Ducted/Ductless	<b>Display</b>			
Top Vent	Vari-Duct - 7" Round, 3 ¼" x 10" Rectangle	Controls	Electronic with LED		
Rear Vent	Vari-Duct 3 ¼" x 10" Rectangle	Intensive Speed	10 Minutes		
<b>Lighting</b>		<b>Other</b>			
Type	Halogen	ADA Compliant	No		
# of Bulbs	Two - 35 Watt 1 Level	Fixed Wiring Box	Yes		
<b>Grease Filters</b>					
Filter Type	Mesh				
Dishwasher Safe	Yes				

66 / FABER / USA / PRICING EFFECTIVE MAY 15, 2025



# LEVANTE E



MODEL	FUN	SIZE / FINISH	MOTOR CLASS	MAP
LEVE24SS200	300.0669.597	24" Stainless Steel	200 CFM	\$215
LEVE30SS200	300.0669.599	30" Stainless Steel	200 CFM	\$245

FEATURES		PERFORMANCE		ACCESSORIES	MAP
<b>Dimensions</b>		<b>Motor</b>		<b>FILTER8</b> Charcoal Filter Kit	<b>\$53</b>
Canopy Depth	21" D x 5 ½" H	No. of Fan Speeds	2		
Height		Motor Class	200 CFM		
<b>Ducting</b>		Energy-Efficient Motor	Yes		
Type	Ducted/Ductless	<b>Display</b>			
Top Vent	Vari-Duct - 7" Round, 3 ¼" x 10" Rectangle	Controls	Rocker Switch		
Rear Vent	Vari-Duct 3 ¼" x 10" Rectangle	<b>Other</b>			
<b>Lighting</b>		ADA Compliant	With Separate Wall Switch		
Type	Incandescent	Fixed Wiring Box	Yes		
# of Bulbs	One - 40 Watt - 1 Level				
<b>Grease Filters</b>					
Filter Type	Mesh				
Charcoal Filter	One Included				
Dishwasher Safe	Yes				

FABER / 6





# WALL HOODS

STILO SUPREMA	70
STILO GLASS	76
STILO	80
DAMA	82
NOVA PRO	86
CLASSICA PLUS	90
TENDER	94



STILO SUPREMA





# STILO SUPREMA

The Stilo Suprema is not only aesthetically pleasing with its sleek stainless steel and black glass design, but it also offers impressive functionality. One of the standout features of the Stilo Suprema is the Perimeter Aspiration technology.

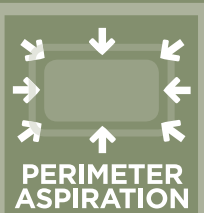
## PERIMETER ASPIRATION

Based on the study of aerodynamic flows inside the hood and targeted sound insulation, this Faber technology reduces noise at full power by 3dB(A).

The Perimeter Aspiration accelerates the airflow through a narrow gap, and the air slows down once inside the hood to eliminate cooking odors—no bad smells.

## ALWAYS CONNECTED

Faber has created an intelligent connection between a smart device and a Faber range hood, through an integrated system that works with Wi-Fi. A simple gesture is all it takes to control the hood from anywhere in the home or when away from home. At the same time, the perfect operation of the hood can be controlled to extract cooking vapors and odors.

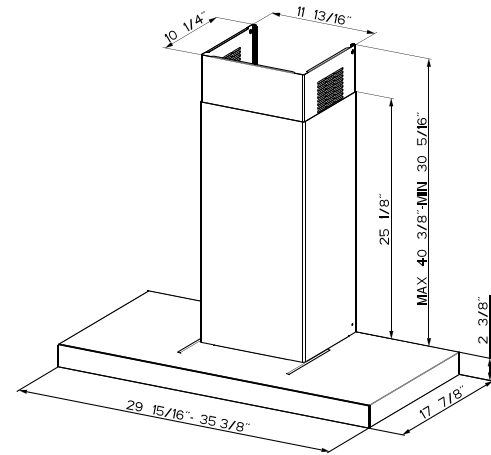


PERIMETER SUCTION  
EFFECTIVELY CAPTURES  
AND REMOVES ODORS,  
SMOKE, AND PARTICLES  
FROM THE COOKING AREA.




CONTROL YOUR HOOD  
USING TOUCH, REMOTE,  
OR THE FABER CLOUD FOR  
SEAMLESS CONNECTIVITY





WALL

# STILO SUPREMA



MODEL	FUN	SIZE / FINISH	MOTOR CLASS	MAP
STSP30SSV	325.0703.437	30" Stainless Steel / Glass Front	295 / 395 / 600 CFM	\$2,259
STSP36SSV	325.0703.436	36" Stainless Steel / Glass Front	295 / 395 / 600 CFM	\$2,369

FEATURES	PERFORMANCE	ACCESSORIES	MAP
<b>Dimensions</b>	<b>Motor</b>	<b>HIGH4</b>	<b>\$377</b>
Ceiling Height	No. of Fan Speeds	High Ceiling Chimney Kit (up to 12')	
Canopy Depth Height	Motor Class	<b>DUCT4</b>	<b>\$75</b>
	Variable Air Management	Ductless Conversion Kit	
<b>Ducting</b>	Energy Efficient Motor	<b>FILTER2</b>	<b>\$64</b>
Type	Perimeter Aspiration	Replacement Charcoal Filter	
Duct Size	Sound Pro	<b>MUDAMPER6</b>	<b>\$517</b>
	<b>Display</b>	6" Make-up Air Kit	
Type	Controls	<b>MUDAMPER8</b>	<b>\$539</b>
# of Bulbs	Intensive Speed	8" Make-up Air Kit	
Tunable Lights	Delay Shut-off	<b>REMORIG</b>	<b>\$70</b>
	Anti-Pollution Mode	Wireless Remote Control	
<b>Grease Filters</b>	<b>Other</b>	<b>WIREBOX</b>	<b>\$64</b>
Filter Type	ADA Compliant	Fixed Wiring Box	
Dishwasher Safe	Faber Cloud App		
Filter Alarm	Voice Activated		
	Remote Control		
	Power Cord		



**TUNABLE LIGHTS**  
Adjust the color temperature of the lights - from cool to warm. Cooler lighting for tasks that require focus such as reading recipes, or a softer warmer light for a cozy and inviting atmosphere during meals.



**SOUND PRO TECHNOLOGY**  
This technology is designed to reduce turbulence and resistance in the internal airflow, resulting in a quieter operation.



**24 HOURS**  
Convenient and efficient solution for maintaining a fresh and odor-free kitchen around the clock. Automated ventilation that turns the hood on for 10 minutes every hour.



# STILO GLASS

The Stilo Glass makes an impression with its modern black glass and stainless design, discreet touch control, and strong performance. Its 24-hour pollution control effectively captures cooking vapors, and to ensure all odors are eliminated, simply activate the delay shutdown function.



## SILENCE IS COMFORT

To make the kitchen a comfortable environment to live in, it is essential to have a hood that works making as little noise as possible, even at full power.

## SOUND PRO

By reducing turbulence and swirls in the internal airflow, the Sound Pro blower's technology succeeds in both limiting noise and improving the sound quality of the hood. At maximum power, this technology limits the noise threshold of the hood up to -6db\*.

\*Data varies depending on the model in which the blower is installed.








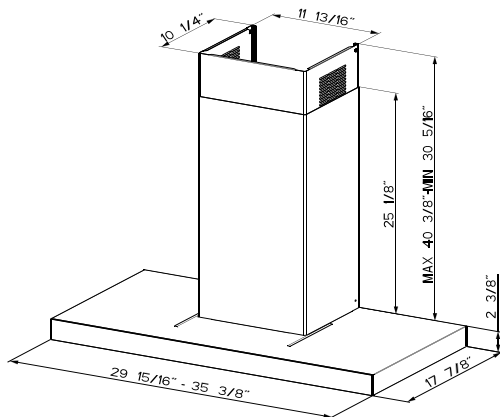
**FILTER ALARM INDICATOR**  
Filter saturation alarm: warns you when it is time to clean the grease filter.



**INTENSIVE SPEED**  
With just a touch of a button, you can activate maximum extraction power for 10 minutes to quickly and effectively remove any unwanted odors from the kitchen.



**DELAY**  
With automatic delay shutdown, you can have peace of mind knowing the motor will continue to work diligently to eliminate any residual odors.



# STILO GLASS

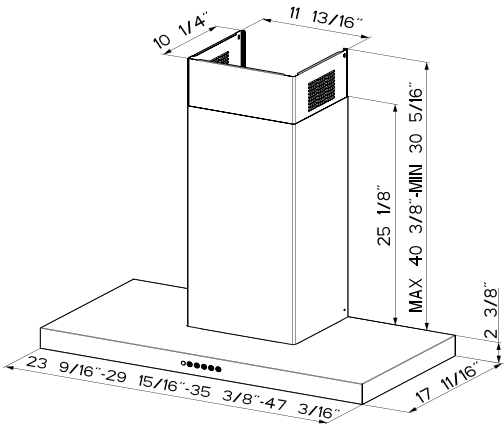
MODEL	FUN	SIZE / FINISH	MOTOR CLASS	MAP
STGL30SSV	325.0678.082	30" Stainless Steel / Glass Front	295 / 395 / 600 CFM	\$1,619
STGL36SSV	325.0678.081	36" Stainless Steel / Glass Front	295 / 395 / 600 CFM	\$1,719

FEATURES		PERFORMANCE		ACCESSORIES	MAP
<b>Dimensions</b>		<b>Motor</b>		<b>HIGH4</b>	<b>\$377</b>
Ceiling Height	See page 146	No. of Fan Speeds	4 Speed	High Ceiling Chimney Kit (up to 12')	
Canopy Depth Height	17 7/8" D x 2 3/8" H	Motor Class	295/395/600 CFM	<b>DUCT4</b>	<b>\$75</b>
<b>Ducting</b>		Variable Air Management	Ability to set to 295, 395, 600 CFM	Ductless Conversion Kit	
Type	Ducted/ Ductless with DUCT4 Kit	Energy Efficient Motor	Yes	<b>FILTER2</b>	<b>\$64</b>
Duct Size	Top 6" Round	Sound Pro	Yes	Replacement Charcoal Filter	
<b>Lighting</b>		<b>Display</b>		<b>MUDAMPER6</b>	<b>\$517</b>
Type	Energy-Efficient LED	Controls	Digital LED behind glass	6" Make-up Air Kit	
# of Bulbs	Two - 1 Watt - 1 Level	Intensive Speed	6 Minutes	<b>MUDAMPER8</b>	<b>\$539</b>
<b>Grease Filters</b>		Delay Shut-off	15 Minutes	8" Make-up Air Kit	
Filter Type	Stainless Mesh	Anti-Pollution Mode	24 Hours	<b>REMORIG</b>	<b>\$70</b>
Dishwasher Safe	Yes	<b>Other</b>		Wireless Remote Control	
Filter Alarm	Yes	ADA Compliant	With Remote Control or Faber Cloud App Voice Activation	<b>WIREBOX</b>	<b>\$64</b>
		Faber Cloud App	Control with Mobile Device	Fixed Wiring Box	
		Voice Activated	Apple Siri, Google Home or Amazon Alexa		
		Remote Control	Purchase Separately		
		Power Cord	Included		






The Stilo wall hood is a timeless and stylish option that offers numerous features. With the delayed auto-off feature, the Stilo hood continues to operate for a set period of time. By delaying the motor shutdown any lingering smells are removed, ensuring a fresh and clean kitchen.



WALL

# STILO



MODEL	FUN	SIZE / FINISH	MOTOR CLASS	MAP
STIL24SSV2	325.0653.733	24" Stainless Steel	295/395/600 CFM	\$859
STIL30SSV2	325.0653.732	30" Stainless Steel	295/395/600 CFM	\$1,019
STIL36SSV2	325.0653.680	36" Stainless Steel	295/395/600 CFM	\$1,079
STIL48SSV2	325.0653.731	48" Stainless Steel	295/395/600 CFM	\$1,349

FEATURES		PERFORMANCE		ACCESSORIES	MAP
<b>Dimensions</b>		<b>Motor</b>		<b>HIGH4</b>	<b>\$377</b>
Ceiling Height	See page 146	No. of Fan Speeds	4 Speed	High Ceiling Chimney Kit (up to 12')	
Canopy Depth Height	18 1/2" D x 2 3/8" H	Motor Class	295/395/600 CFM	<b>DUCT4</b>	<b>\$75</b>
<b>Ducting</b>		Variable Air Management	Ability to set to 295, 395, 600 CFM	Ductless Conversion Kit	
Type	Ducted/ Ductless with DUCT4	<b>Display</b>		<b>FILTER2</b>	<b>\$64</b>
Duct Size	Top 6" Round	Controls	Electronic with LED	Replacement Charcoal Filter	
<b>Lighting</b>		Intensive Speed	10 Minutes	<b>MUDAMPER6</b>	<b>\$517</b>
# of Bulbs	Two - 1 Watt - 1 Level	Delay Shut-off	15 Minutes	6" Make-up Air Kit	
<b>Grease Filters</b>		<b>Other</b>		<b>MUDAMPER8</b>	<b>\$539</b>
Filter Type	Mesh	ADA Complaint	With Remote Control	8" Make-up Air Kit	
Dishwasher Safe	Yes	Remote Control	Purchase Separately	<b>REMORIG</b>	<b>\$70</b>
		Power Cord	Included	Wireless Remote Control	
				<b>WIREBOX</b>	<b>\$64</b>
				Fixed Wiring Box	

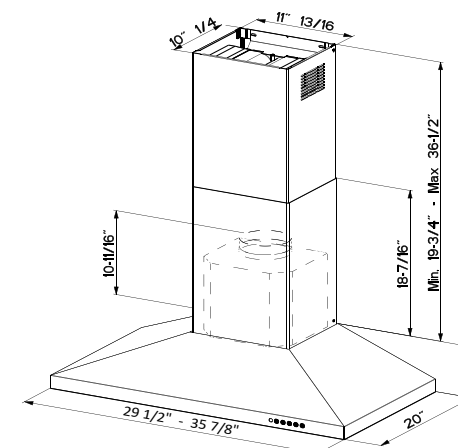








The Dama range hood goes beyond its outstanding quiet performance by offering a design that is the epitome of perfection. With its clean lines and premium stainless steel materials, the Dama is a stunning solution to any kitchen.



WALL

# DAMA



MODEL	FUN	SIZE / FINISH	MOTOR CLASS	MARKET
<b>DAMA30SSV2</b>	320.0679.087	30" Stainless Steel	295/395/600 CFM	<b>\$1,079</b>
<b>DAMA36SSV2</b>	320.0679.088	36" Stainless Steel	295/395/600 CFM	<b>\$1,179</b>



**SOUND PRO  
TECHNOLOGY**

This technology is designed to reduce turbulence and resistance in the internal airflow, resulting in a quieter operation.



## EASY CUBE

**EASY CUBE**  
For hassle-free fitting, Easy Cube gets the hood installed just right, simplifying the process for flawless results every time.



## INTENSIVE SPEED

**INTENSIVE SPEED**  
With just a touch of a button, you can activate maximum extraction power for 10 minutes to quickly and effectively remove any unwanted odors from the kitchen.

FEATURES		PERFORMANCE		ACCESSORIES	MAINTENANCE
<b>Dimensions</b>		<b>Motor</b>		<b>HIGH4</b>	<b>\$379</b>
Ceiling Height	See page 146	No. of Fan Speeds	4 Speed	High Ceiling Kit to 12'	
Canopy Depth Height	20" D x 6 3/8" H	Motor Class	295/395/600 CFM	<b>DUCT4</b>	<b>\$79</b>
<b>Ducting</b>		Variable Air Management	Ability to set to 295, 395, 600 CFM	Ductless Conversion Kit	
Type	Ducted / Ductless with DUCT4 kit	Energy Efficient Motor	Yes	<b>FILTER2</b>	<b>\$69</b>
Duct Size	Top 6" Round	Sound Pro	Yes	Replacement Charcoal Filter	
<b>Lighting</b>		<b>Display</b>		<b>MUDAMPER6</b>	<b>\$519</b>
Type	Energy-Efficient LED	Controls	Electronic with White LED	6" Make-up Air Kit	
# of Bulbs	Two - 1 Watt - 1 level	Intensive Speed	10 Minutes	<b>MUDAMPER8</b>	<b>\$539</b>
<b>Grease Filters</b>		Delay Shut-off	15 Minutes	8" Make-up Air Kit	
Filter Type	Stainless Steel Baffle	<b>Other</b>		<b>REMORIG</b>	<b>\$79</b>
Dishwasher Safe	Yes	ADA Compliant	With Remote Control	Wireless Remote Control	
		Remote Control	Purchase Separately	<b>WIREBOX</b>	<b>\$69</b>
		Power Cord	Included	Fixed Wiring Box	

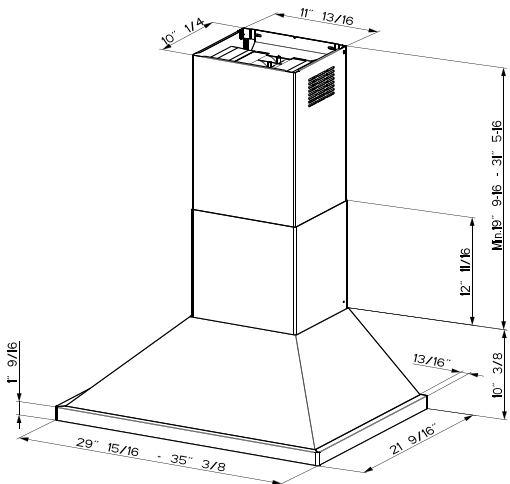








The Nova Pro stands out with its clean vertical lines and wrapped polished stainless steel edges, giving it a sleek and modern appearance. It also offers excellent functionality to meet your kitchen ventilation needs. With its Pro Motor this hood is designed to handle the most demanding cooking tasks.



# NOVA PRO



MODEL	FUN	SIZE / FINISH	MOTOR CLASS	MAP
NOPR30SSV	320.0558.501	30" Stainless Steel	PRO 295 / 395 / 600 CFM	\$1,079
NOPR36SSV	320.0558.410	36" Stainless Steel	PRO 295 / 395 / 600 CFM	\$1,179

FEATURES		PERFORMANCE		ACCESSORIES	MAP
<b>Dimensions</b>		<b>Motor</b>		<b>HIGH4</b>	<b>\$377</b>
Ceiling Height	See page 146	No. of Fan Speeds	4	High Ceiling Kit to 12'	
Canopy Depth	21 9/16" D x 10 3/8" H	Motor Class	PRO 295/395/600 CFM Metal Impellers	<b>DUCT5</b>	<b>\$103</b>
Height				Ductless Conversion Kit	
<b>Ducting</b>		Variable Air Management	Ability to set to 295, 395, 600 CFM	<b>FILTER1</b>	<b>\$75</b>
Type	Ducted/Ductless with DUCT5			Replacement Charcoal Filter	
Duct Size	Vari-Duct - 6" Round Top or Rear Vent	<b>Display</b>		<b>FILTER1LL2</b>	<b>\$215</b>
<b>Lighting</b>		Controls	Electronic with White LED	<b>MUDAMPER6</b>	<b>\$517</b>
Type	Energy-Efficient LED	Intensive Speed	10 Minutes	6" Make-up Air Kit	
# of Bulbs	Two - 5 Watt - 1 level	Delay Shut-off	15 Minutes	<b>MUDAMPER8</b>	<b>\$539</b>
<b>Grease Filters</b>		<b>Other</b>		8" Make-up Air Kit	
Filter Type	Stainless Steel Baffle	ADA Compliant	With Remote Control	<b>REMORIG</b>	<b>\$70</b>
Dishwasher Safe	Yes	Remote Control	Purchase Separately	Wireless Remote Control	
		Power Cord	Included	<b>WIREBOX</b>	<b>\$64</b>
				Fixed Wiring Box	




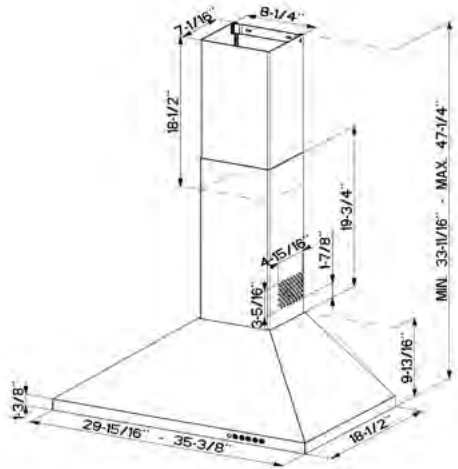
CLASSICA PLUS







A classic seamless design meets premium features in the endearing Classica Plus, an excellent addition to any kitchen. Easy-to-use, quiet-to-run, energy-efficient, and powerful enough to keep the air fresh whatever’s on the menu.



# CLASSICA PLUS

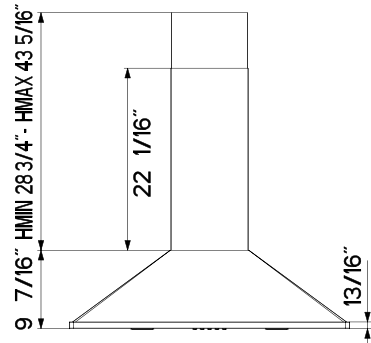
MODEL	FUN	SIZE / FINISH	MOTOR CLASS	MAP
CLPL30SSV2	320.0679.756	30" Stainless Steel	295/395/600 CFM	\$749
CLPL36SSV2	320.0679.757	36" Stainless Steel	295/395/600 CFM	\$859

FEATURES		PERFORMANCE		ACCESSORIES	MAP
<b>Dimensions</b>		<b>Motor</b>		<b>HIGHCLPL</b>	<b>\$280</b>
Ceiling Height	See page 146	No. of Fan Speeds	4	High Ceiling Kit to 11' 8"	
Canopy Depth	18 ½" D x 9 13⁄16" H	Motor Class	295/395/600 CFM	<b>DUCTCLPL</b>	<b>\$103</b>
Height		Variable Air Management	Ability to set to 295, 395, 600 CFM	Ductless Conversion Kit	
<b>Ducting</b>		Energy-Efficient Motor	Yes	<b>FILTER1</b>	<b>\$75</b>
Type	Ducted/Ductless with DUCTCLPL Kit	<b>Display</b>		Replacement Charcoal Filter	
Duct Size	Top 6" Round	Controls	Electronic with LED	<b>FILTER1LL2</b>	<b>\$215</b>
<b>Lighting</b>		Intensive Speed	10 Minutes	Long Lasting Charcoal Filter	
# of Bulbs	Two - 1 Watt - 1 level	Delay Shut-off	15 Minutes	<b>MUDAMPER6</b>	<b>\$517</b>
<b>Grease Filters</b>		<b>Other</b>		6" Make-up Air Kit	
Filter Type	Mesh	ADA Compliant	With Remote Control	<b>MUDAMPER8</b>	<b>\$539</b>
Dishwasher Safe	Yes	Remote Control	Purchase Separately	8" Make-up Air Kit	
		Power Cord	Included	<b>REMORIG</b>	<b>\$70</b>
				Wireless Remote Control	
				<b>WIREBOX</b>	<b>\$64</b>
				Fixed Wiring Box	





Tender is the perfect alternative to a standard canopy with its seamless and stunning design. Not only is it easier to keep clean, the distinctively different Tender is easy to operate with the electronic push-button display panel.



# TENDER

MODEL	FUN	SIZE / FINISH	MOTOR CLASS	MAP
TEND30SSV	320.0554.858	30" Stainless Steel	295/395/600 CFM	\$1,079
TEND36SSV	320.0554.859	36" Stainless Steel	295/395/600 CFM	\$1,129

FEATURES		PERFORMANCE		ACCESSORIES	MAP
<b>Dimensions</b>		<b>Motor</b>		<b>HIGHTNDR</b>	<b>\$161</b>
Ceiling Height	See page 146	No. of Fan Speeds	4	High Ceiling Kit Stainless to 11' 3"	
Canopy Depth Height	19 21⁄32" D x 9 7⁄16" H	Motor Class	295/395/600 CFM	<b>DUCTCLPL</b>	<b>\$103</b>
<b>Ducting</b>		Variable Air Management	Ability to set to 295, 395, 600 CFM	<b>FILTER1</b>	<b>\$75</b>
Type	Ducted/Ductless with DUCTCLPL Top 6" Round	Energy-Efficient Motor	Yes	<b>FILTER1LL2</b>	<b>\$215</b>
<b>Lighting</b>		<b>Display</b>		<b>MUDAMPER6</b>	<b>\$517</b>
Type	Energy-Efficient LED	Controls	Electronic with LED	<b>MUDAMPER8</b>	<b>\$539</b>
# of Bulbs	Two - 1 Watt - 1 level	Intensive Speed	10 Minutes	<b>REMORIG</b>	<b>\$70</b>
<b>Grease Filters</b>		Delay Shut-off	15 Minutes	<b>WIREBOX</b>	<b>\$64</b>
Filter Type	Mesh	<b>Other</b>		Wireless Remote Control	
Dishwasher Safe	Yes	ADA Compliant	With Remote Control	Fixed Wiring Box	
		Remote Control	Purchase Separately		
		Power Cord	Included		







# ISLAND & CEILING HOODS

STRATUS ISOLA	98
HIGH-LIGHT	104
<b>NEW</b> DAMA ISOLA	108



STRATUS ISOLA







# STRATUS ISOLA

The Stratus Isola hood is designed to blend seamlessly into your kitchen, creating a sleek cohesive look. Its built-in design ensures that it doesn't take up valuable space or obstruct the kitchen's overall design. Do not let the discreet appearance fool you. The Stratus Isola is equipped with powerful extraction capabilities to effectively remove cooking odors, smoke, and grease from the kitchen. Its advanced filtration system and 24 Hour Freshness feature ensures that the air remains fresh and clean.

## TAKE CARE OF THE AIR YOU BREATHE

### AUTOMATIC VENTILATION



This innovative feature activates the hood for 10 minutes every hour, providing constant air circulation to efficiently remove cooking odors and particles. The system operates quietly in the background, using minimal energy while maximizing freshness for a healthier kitchen environment.

### CLEAN AIR IS ESSENTIAL



With the simple touch of a button you can instantly activate the maximum extraction power. For 6 minutes\*, it will remove not only strong cooking odors but also airborne cooking particles that could compromise your indoor air quality. With unwanted odors and pollutants eliminated, you can breathe easier and enjoy meals without compromised air quality.

\* May vary by model.




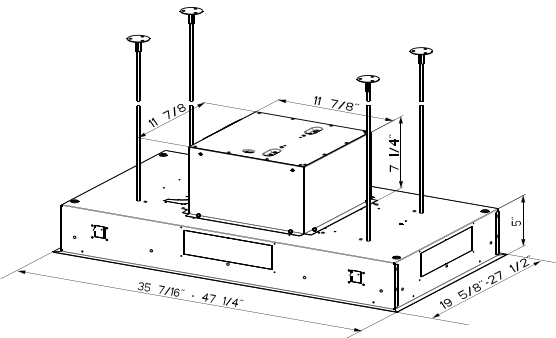


Stainless Steel



White Glass

The Stratus ceiling hood is a versatile built-in design that blends seamlessly into the kitchen ceiling to provide powerful extraction as well as style.



# STRATUS ISOLA

MODEL	FUN	SIZE / FINISH	MOTOR CLASS	MAP
STRTIS36WHV	350.0705.135	36" White Glass	295/395/600 CFM	<b>\$3,449</b>
STRTIS48WHV	350.0705.133	48" White Glass	295/395/600 CFM	<b>\$3,649</b>
STRTIS36SSV	350.0705.134	36" Stainless Steel	295/395/600 CFM	<b>\$2,999</b>
STRTIS48SSV	350.0705.136	48" Stainless Steel	295/395/600 CFM	<b>\$3,239</b>

FEATURES		PERFORMANCE		ACCESSORIES	MAP
<b>Dimensions</b>		<b>Motor</b>		<b>FILTER1</b>	<b>\$75</b>
Ceiling Height	See page 146	No. of Fan Speeds	4	Charcoal Filter Kit	
<b>Ducting</b>		Motor Class	295/395/600 CFM	<b>FILTER1LL2</b>	<b>\$215</b>
Type	Ducted/Ductless with FILTER1/FILTER1LL2	Sound Pro	Yes	Long Lasting Charcoal Filter	
Duct Size	6" Round	Variable Air Management	Ability to set to 295, 395, 600 CFM	<b>MUDAMPER6</b>	<b>\$517</b>
<b>Lighting</b>		Perimeter Aspiration	Yes	6" Make-up Air Kit	
Type	Energy-Efficient LED Bar	Energy Efficient Motor	Yes	<b>MUDAMPER8</b>	<b>\$539</b>
# of Bulbs	Two - 4 Watt - 2 Level	<b>Display</b>		8" Make-up Air Kit	
Tunable Lights	5 Settings From 2700K to 6500K	Controls	Electronic with LED		
Light Dimmer	Yes	Intensive Speed	6 Minutes		
<b>Grease Filter</b>		Delay Shut-off	15 Minutes		
Filter Type	Mesh	Anti-Pollution Mode	24 Hour		
Dishwasher Safe	Yes	<b>Other</b>			
Filter Alarm	Yes	ADA Compliant	With Remote Control or Faber Cloud App Voice Activation		
		Faber Cloud App	Control with Mobile Device		
		Voice Activated	Apple Siri, Google Home or Amazon Alexa		
		Remote Control	Included		
		Fixed Wiring Box	Included		



# HIGH-LIGHT





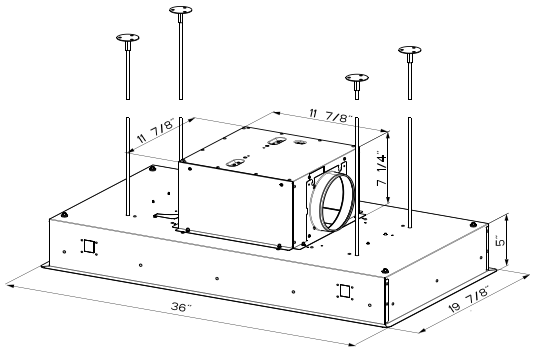


Stainless Steel



White Matte

The High-Light is an innovative addition to Faber’s collection of ceiling-mounted hoods. It features smart energy-saving LED lighting and Perimeter Aspiration technology, increasing airflow while reducing noise levels.



# HIGH-LIGHT



MODEL	FUN	SIZE / FINISH	MOTOR CLASS	MAP
HILTIS36SSNB	350.0590.460	36" Stainless Steel	No Blower	\$2,699
HILTIS36WHNB	350.0590.459	36" White Matte	No Blower	\$2,749

PICK A BLOWER			MAP
IB300	Internal Blower 300 CFM		\$340
IB400	Internal Blower 400 CFM		\$351
IB600	Internal Blower 600 CFM PRO		\$362
RB900	Remote Blower 900 CFM		\$1,230
RB1200	Remote Blower 1200 CFM		\$1,435

**Note:** If desired you may use your own external blower, purchased separately, rated 2.7 amp maximum suitable for use with solid state variable speed control. FLANGE10 would be required with this installation.

FEATURES		PERFORMANCE		ACCESSORIES	MAP
<b>Dimensions</b>		<b>Motor</b>		<b>FILTER1</b>	<b>\$75</b>
Ceiling Height	See page 146	No. of Fan Speeds	4	Charcoal Filter Kit	
<b>Ducting</b>		Perimeter Aspiration	Yes	<b>FILTER1LL2</b>	<b>\$215</b>
Type	Ducted/Ductless with FILTER1/FILTER1LL2	Remote Blower	Optional	Long Lasting Charcoal Filter	
Duct Size	6" Round 10" 4-Way Venting	<b>Display</b>		<b>FLANGE10</b>	<b>\$113</b>
<b>Lighting</b>		Controls	Electronic with LED	10" Blower Flange Required for external blowers (excludes RB900 / RB1200)	
Type	Energy-Efficient LED Panel	Intensive Speed	10 Minutes	<b>FLANGE3</b>	<b>\$157</b>
# of Bulbs	3 Watt - 2 level	Delay Shut-off	30 Minutes	10" round to 3 1/4" x 10" Flange	
Light Dimmer	Yes	<b>Other</b>		<b>MUDAMPER6</b>	<b>\$517</b>
<b>Grease Filter</b>		ADA Compliant	With Remote Control	6" Make-up Air Kit	
Filter Type	Mesh	Remote Control	Included	<b>MUDAMPER8</b>	<b>\$539</b>
Dishwasher Safe	Yes	Fixed Wiring Box	Included	8" Make-up Air Kit	
Filter Alarm	Yes			<b>MUDAMPER10</b>	<b>\$593</b>
				10" Make-up Air Kit	



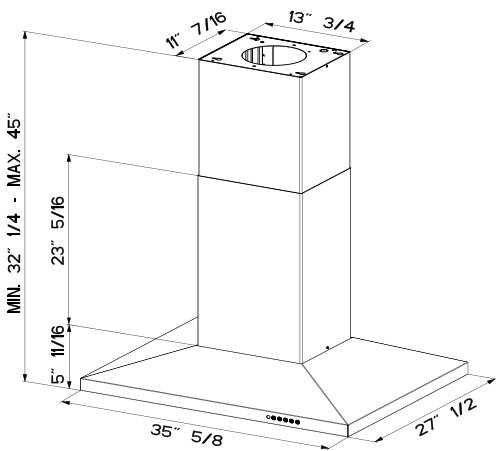
DAMA ISOLA







The seamless feature-packed Dama Isola offers the functionality needed to satisfy everyday cooking.



ISLAND & CEILING



# DAMA ISOLA



MODEL	FUN	SIZE / FINISH	MOTOR CLASS	MAP
DAMAI36SSV2	320.0713.191	36" Stainless Steel	295/395/600 CFM	\$2,049



### SOUND PRO TECHNOLOGY

This technology is designed to reduce turbulence and resistance in the internal airflow, resulting in a quieter operation.



### DELAY

With automatic delay shutdown, you can have peace of mind knowing the motor will continue to work diligently to eliminate any residual odors.



### LED LIGHT

More durable, brighter and energy-efficient, cool to touch LED Lights offer exceptional performance compared to standard bulbs.

FEATURES		PERFORMANCE		ACCESSORIES	MAP
<b>Dimensions</b>		<b>Motor</b>		<b>HIGH2</b>	<b>\$561</b>
Ceiling Height	See page 146	No. of Fan Speeds	4	High Ceiling Kit to 10' 10"	
Canopy Depth	27 ½" D x 5 11⁄16" H	Motor Class	295/395/600 CFM	<b>DUCT2</b>	<b>\$247</b>
Height		Variable Air Management	Ability to set to 295, 395, 600 CFM	Ductless Conversion Kit	
<b>Ducting</b>		Energy-Efficient Motor	Yes	<b>FILTER2</b>	<b>\$64</b>
Type	Ducted/Ductless with DUCT2	Sound Pro	Yes	Replacement Charcoal Filter	
Duct Size	Top 6" Round	<b>Display</b>		<b>MUDAMPER6</b>	<b>\$517</b>
<b>Lighting</b>		Controls	Electronic with LED	6" Make-up Air Kit	
Type	Energy-Efficient LED	Intensive Speed	10 Minutes	<b>MUDAMPER8</b>	<b>\$539</b>
# of Bulbs	4 LED Lights - 4 Watts - 1 level	Delay Shut-off	15 Minutes	8" Make-up Air Kit	
<b>Grease Filters</b>		<b>Other</b>		<b>REMORIG</b>	<b>\$70</b>
Filter Type	Stainless Steel Baffle	ADA Compliant	With Remote Control	Wireless Remote Control	
Dishwasher Safe	Yes	Remote Control	Purchase Separately		
Seamless Welded Chimney	Yes	Power Cord	Included		
		Fixed Wiring Box	Yes		





# INSERT HOODS

INCA PRO PLUS	114
INCA PRO 18	118
INCA SD	122
INCA HC	125
INCA LUX PLUS	126
INCA IN-LIGHT	129
INCA LUX	130
INCA SMART SS	132
INCA SMART GR	133



INCA PRO PLUS







PRO MOTOR

Engineered with high-performance components that enable the motor to deliver superior airflow. The increased airflow helps to quickly and effectively remove cooking by-products from lingering in your kitchen.



EASY SNAP

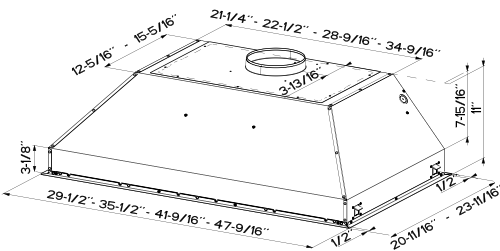
A clip system specifically designed to allow for a quick and easy installation of cabinet mounted hoods, eliminating the need for complicated tools.



REMOTE BLOWER

With the remote blower kit, the motor can be moved to the outside of the home. Minimal noise and maximum comfort are ensured not only in the kitchen but also in the living area.

Available in a choice of sizes, the Inca Pro Plus is an all-in-one pro range hood liner. Designed for custom cabinets, it delivers the perfect mix of powerful performance, unique design and exceptional functionality.



INCA PRO PLUS



MODEL	FUN	SIZE / FINISH	MOTOR CLASS	MAP
INPL3019SSNB-B	110.0454.254	30"Wx19"D Stainless Steel	No Blower	\$919
INPL3619SSNB-B	110.0454.255	36"Wx19"D Stainless Steel	No Blower	\$1,019
INPL4219SSNB-B	110.0454.257	42"Wx19"D Stainless Steel	No Blower	\$1,189
INPL4819SSNB-B	110.0454.259	48"Wx19"D Stainless Steel	No Blower	\$1,289
INPL3622SSNB-B	110.0454.256	36"Wx22"D Stainless Steel	No Blower	\$1,079
INPL4822SSNB-B	110.0454.260	48"Wx22"D Stainless Steel	No Blower	\$1,349

PICK A BLOWER			MAP
IB300	Internal Blower 300 CFM		\$340
IB400	Internal Blower 400 CFM		\$351
IB600	Internal Blower 600 CFM PRO		\$362
IB1200	Internal Blower 1200 CFM PRO		\$636
RB900	Remote Blower 900 CFM		\$1,230
RB1200	Remote Blower 1200 CFM		\$1,435

FEATURES		PERFORMANCE		ACCESSORIES	MAP
<b>Dimensions</b>		<b>Motor</b>		<b>FILTER1</b>	<b>\$75</b>
Cabinet Cut Out Width	28 5/8", 34 3/4", 40 3/4", 46 3/4"	No. of Fan Speeds	Variable	Charcoal Filter Kit	
Depth	19 7/8" or 22 7/8"	Motor Class	300/400/900/1200 CFM	<b>FILTER1LL2</b>	<b>\$215</b>
Height Inside Cabinet	11"	Pro Motor	PRO 600/1200 CFM Metal Impellers	<b>INLBKIT</b>	<b>\$150</b>
<b>Ducting</b>		<b>Display</b>		In-Line Blower Connector Required for external blowers (excludes RB900 / RB1200)	
Type	Ducted/ Recirculating with FILTER1/FILTER1LL2	Controls	Variable Speed	<b>MUDAMPER6</b>	<b>\$517</b>
Duct Size	6" Round or 10" Round - Top	<b>Other</b>		<b>MUDAMPER8</b>	<b>\$539</b>
<b>Lighting</b>		ADA Compliant	Separate Wall Switch Required	<b>MUDAMPER10</b>	<b>\$593</b>
Type	Energy-Efficient LED	Fixed Wiring Box	Yes	10" Make-up Air Kit (900/1200 CFM)	
# of Bulbs	Two - 5 Watt - 1 level	Use your own external blower, purchased separately, rated 4.2 amps maximum, suitable for use with solid state variable speed control. If you are using your own external blower with this hood, you need to order the *INLBKIT to connect to the hood.			
<b>Grease Filters</b>					
Filter Type	Pro Stainless Steel Baffle				
Dishwasher Safe	Yes				
Easy Snap Clip Installation	Clips Included				

FABER / 11









**PRO MOTOR**

Engineered with high-performance components that enable the motor to deliver superior airflow. The increased airflow helps to quickly and effectively remove cooking by-products from lingering in your kitchen.



**DELAY**

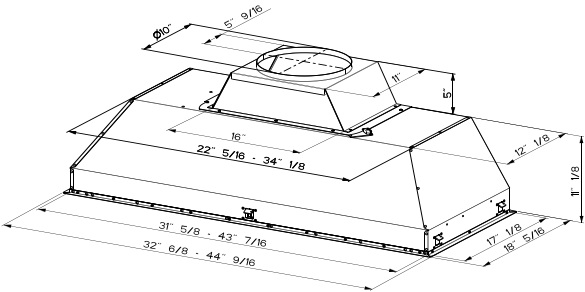
With automatic delay shutdown, you can have peace of mind knowing the motor will continue to work diligently to eliminate any residual odors.



**INTENSIVE SPEED**

With just a touch of a button, you can activate maximum extraction power for 10 minutes to quickly and effectively remove any unwanted odors from the kitchen.

Inca Pro 18 offers maximum user experience with an intuitive, responsive touch control panel for easy operation. The commercial-grade motor and stainless steel baffles effectively vent the grease and odors making the home's air cleaner.



# INCA PRO 18



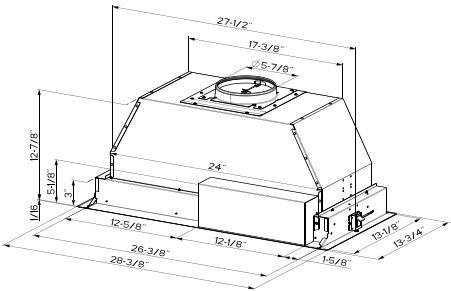
MODEL	FUN	SIZE / FINISH	MOTOR CLASS	MAP
INPL32SS1200	305.0679.085	32" Stainless Steel	PRO 1200 CFM	\$1,779
INPL44SS1200	305.0679.086	44" Stainless Steel	PRO 1200 CFM	\$2,049

FEATURES		PERFORMANCE		ACCESSORIES	MAP
<b>Dimensions</b>		<b>Motor</b>		<b>FILTER1</b>	<b>\$75</b>
Cabinet Cut Out Width	31 1/8" W x 17 3/8" D 43 1/8" W x 17 3/8" D	No. of Fan Speeds	4	Charcoal Filter Kit (2 Kits Required)	
Height Inside Cabinet	11 1/8" (5" more for transition)	Motor Class	PRO 1200 CFM Metal Impellers	<b>FILTER1LL2</b>	<b>\$215</b>
<b>Ducting</b>		<b>Display</b>		Long Lasting Charcoal Filter (2 Kits Required)	
Type	Ducted / Recirculating with FILTER1 / FILTER1LL2 (2 x required)	Controls	Electronic W/ White LED	<b>MUDAMPER10</b>	<b>\$593</b>
Duct Size	10" Round - Top	Intensive Speed	10 Minutes	10" Make-up Air Kit (900/1200 CFM)	
<b>Lighting</b>		Delay Shut-Off	15 Minutes	<b>REMORIG</b>	<b>\$70</b>
Type	Energy-Efficient LED	<b>Other</b>		Wireless Remote Control	
# of Bulbs	Two - 1 Watt - 1 level Four - 1 Watt - 1 level	ADA Compliant	With Remote Control	<b>WIREBOX</b>	<b>\$64</b>
<b>Grease Filters</b>		Remote Control	Purchase Separately	Fixed Wiring Box	
Filter Type	Pro Stainless Steel Baffle	Power Cord	Included		
Dishwasher Safe	Yes				
Dishwasher Safe Grease Rail	Yes				
Easy Snap Clip Installation	Clips Included				








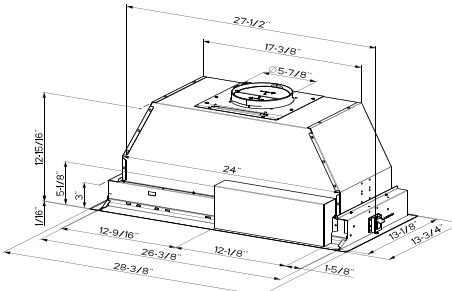


NOTE: 29" MODEL SHOWN

# INCA SD



MODEL	FUN	SIZE / FINISH	MOTOR CLASS	MAP
INSD29SSV	305.0565.079	29" Stainless Steel	PRO 295/395/600 CFM	\$969
INSD35SSV	305.0565.078	35" Stainless Steel	PRO 295/395/600 CFM	\$1,019



NOTE: 29" MODEL SHOWN

# INCA HC




MODEL	FUN	SIZE / FINISH	MOTOR CLASS	MAP
INHC29SSV	305.0556.070	29" Stainless Steel	295/395/600 CFM	\$809
INHC35SSV	305.0565.209	35" Stainless Steel	295/395/600 CFM	\$859

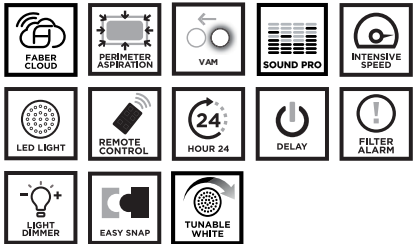
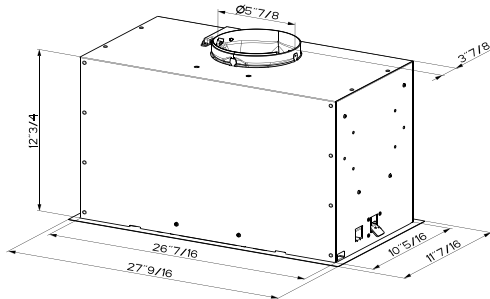
FEATURES		PERFORMANCE		ACCESSORIES	MAP
<b>Dimensions</b>		<b>Motor</b>		<b>LINE30ST</b>	<b>\$183</b>
Cabinet Cut Out 29"	27 5/8" W x 13 9/16" D	No. of Fan Speeds	4	30" SS Liner (16 - 17 7/8" D) - Use with INSD29	
Cabinet Cut Out 35"	33 5/8" W x 13 9/16" D	Motor Class	PRO 295/395/600 CFM Metal Impellers	<b>LINE36ST</b>	<b>\$215</b>
Height Inside Cabinet	12 19/32"	Variable Air Management	Ability to set to 295, 395, 600 CFM	<b>LINE36PT</b>	<b>\$215</b>
<b>Ducting</b>		<b>Display</b>		<b>FILTER1</b>	<b>\$75</b>
Type	Ducted/ Recirculating with FILTER1/FILTER1LL2	Controls	Electronic W/ White LED	<b>FILTER1LL2</b>	<b>\$215</b>
Duct Size	Vari-Duct - 6" Round Top or Rear Vent	Intensive Speed	10 Minutes	<b>REMORIG</b>	<b>\$70</b>
<b>Lighting</b>		Delay Shut-off	15 Minutes	<b>WIREBOX</b>	<b>\$64</b>
Type	Energy-Efficient LED	<b>Other</b>		<b>MUDAMPER6</b>	<b>\$517</b>
# of Bulbs	Two - 5 Watt - 1 level	ADA Compliant	With Remote Control	<b>MUDAMPER8</b>	<b>\$539</b>
<b>Grease Filters</b>		Remote Control	Purchase Separately		
Filter Type	Pro Stainless Steel Baffle	Power Cord	Included		
Dishwasher Safe	Yes				
Easy Snap Clip Installation	Clips Included				

FEATURES		PERFORMANCE		ACCESSORIES	MAP
<b>Dimensions</b>		<b>Motor</b>		<b>LINE30ST</b>	<b>\$183</b>
Cabinet Cut Out 29"	27 5/8" W x 13 9/16" D	No. of Fan Speeds	4	30" SS Liner (16 - 17 7/8" D) - Use with INHC29	
Cabinet Cut Out 35"	33 5/8" W x 13 9/16" D	Motor Class	295/395/600 CFM	<b>LINE36ST</b>	<b>\$215</b>
Height Inside Cabinet	12 19/32"	Variable Air Management	Ability to set to 295, 395, 600 CFM	<b>LINE36PT</b>	<b>\$215</b>
<b>Ducting</b>		Energy-Efficient Motor	Yes	<b>FILTER1</b>	<b>\$75</b>
Type	Ducted/ Recirculating with FILTER1/FILTER1LL2	<b>Display</b>		<b>FILTER1LL2</b>	<b>\$215</b>
Duct Size	Vari-Duct - 6" Round Top or Rear Vent	Controls	Electronic W/ White LED	<b>REMORIG</b>	<b>\$70</b>
<b>Lighting</b>		Intensive Speed	10 Minutes	<b>WIREBOX</b>	<b>\$64</b>
Type	Energy-Efficient LED	Delay Shut-off	15 Minutes	<b>MUDAMPER6</b>	<b>\$517</b>
# of Bulbs	Two - 5 Watt - 1 level	<b>Other</b>		<b>MUDAMPER8</b>	<b>\$539</b>
<b>Grease Filters</b>		ADA Compliant	With Remote Control		
Filter Type	Stainless Mesh	Remote Control	Purchase Separately		
Dishwasher Safe	Yes	Power Cord	Included		
Easy Snap Clip Installation	Clips Included				





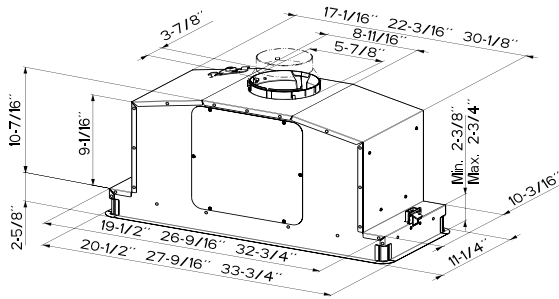




# INCA LUX PLUS

MODEL	FUN	SIZE / FINISH	MOTOR CLASS	MAP
INLP28SSV	305.0679.265	28" Stainless Steel	295/395/600 CFM	\$1,669

FEATURES		PERFORMANCE		ACCESSORIES	MAP
<b>Dimensions</b>		<b>Motor</b>		<b>LINE30ST</b>	<b>\$183</b>
Cabinet Cut Out 28"	26 9/16" W x 10 7/16" D	No. of Fan Speeds	4	30" SS Liner (16 - 17 7/8" D)	
Height Inside Cabinet	12 3/4"	Motor Class	295/395/600 CFM	<b>LINE36ST</b>	<b>\$215</b>
<b>Ducting</b>	Type	Sound Pro	Yes	36" SS Liner (16 - 17 7/8" D)	
		Variable Air Management	Ability to set to 295, 395, 600 CFM	<b>LINSPT301228</b>	<b>\$172</b>
		Perimeter Aspiration	Yes	30" Self Supporting Liner (17 1/2" - 20 1/2" D)	
Duct Size	Top 6" Round	Energy-Efficient Motor	Yes	<b>LINSPT361228</b>	<b>\$183</b>
<b>Lighting</b>	Type # of Bulbs	<b>Display</b>		36" Self Supporting Liner (17 1/2" - 20 1/2" D)	
		Controls	Electronic with LED	<b>FILTER1</b>	<b>\$75</b>
		Intensive Speed	6 Minutes	Charcoal Filter Kit	
Tunable Lights	One - 4 Watt - 2 Level	Delay Shut-off	15 Minutes	<b>FILTER1LL2</b>	<b>\$215</b>
		Anti-Pollution Mode	24 Hour	Long Lasting Charcoal Filter	
Light Dimmer	5 Settings From 2700K to 6500K	<b>Other</b>		<b>REMRIG</b>	<b>\$70</b>
		ADA Compliant	With Remote Control or Faber Cloud App Voice Activation	Wireless Remote Control	
<b>Grease Filters</b>	Yes	Faber Cloud App	Control with Mobile Device	<b>WIREBOX3</b>	<b>\$64</b>
		Voice Activated	Apple Siri, Google Home or Amazon Alexa	Fixed Wiring Box	
		Remote Control	Purchase Separately	<b>MUDAMPER6</b>	<b>\$517</b>
Easy Snap Clip Installation	Clips Included	Power Cord	Included	<b>MUDAMPER8</b>	<b>\$539</b>
				8" Make-up Air Kit	



# INCA IN-LIGHT

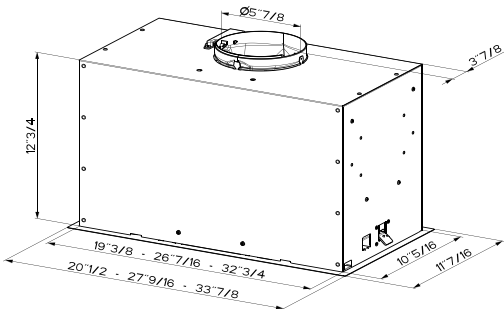
MODEL	FUN	SIZE / FINISH	MOTOR CLASS	MAP
INLT21SSV	305.0624.299	21" Stainless Steel	295/395/600 CFM	\$1,349
INLT28SSV	305.0553.524	28" Stainless Steel	295/395/600 CFM	\$1,399
INLT35SSV	305.0624.300	35" Stainless Steel	295/395/600 CFM	\$1,499

FEATURES		PERFORMANCE		ACCESSORIES	MAP
<b>Dimensions</b>		<b>Motor</b>		<b>LINE30ST</b>	<b>\$183</b>
Cabinet Cut Out 21"/ 28"	19 ½" / 26 ⅞" W x 10 ¼" D	No. of Fan Speeds	4	30" SS Liner (16 - 17 ⅞" D) Use with INLT28	
Cabinet Cut Out 35"	32 ⅞" W x 10 ¼" D	Motor Class	295/395/600 CFM	<b>LINE36ST</b>	<b>\$215</b>
Height Inside Cabinet	13 ⅙"	Variable Air Management	Ability to set to 295, 395, 600 CFM	36" SS Liner (16 - 17 ⅞" D) Use with INLT28	
<b>Ducting</b>		Perimeter Aspiration	Yes	<b>LINE36PT</b>	<b>\$215</b>
Type	Ducted/ Recirculating with FILTER1/FILTER1LL2	Energy-Efficient Motor	Yes	36" SS Liner (16 - 17 ⅞" D) Use with INLT35	
Duct Size	Top 6" Round	<b>Display</b>		<b>FILTER1</b>	<b>\$75</b>
<b>Lighting</b>		Controls	Electronic with LED	Charcoal Filter Kit	
Type	Energy-Efficient LED Bar	Intensive Speed	10 Minutes	<b>FILTER1LL2</b>	<b>\$215</b>
# of Bulbs	One - 3 Watt - 1 Level	Delay Shut-off	15 Minutes	Long Lasting Charcoal Filter	
<b>Grease Filters</b>		<b>Other</b>		<b>WIREBOX</b>	<b>\$64</b>
Filter Type	Mesh	ADA Compliant	With Remote Control	Fixed Wiring Box	
Dishwasher Safe	Yes	Remote Control	Included	<b>MUDAMPER6</b>	<b>\$517</b>
Easy Snap Clip Installation	Clips Included	Power Cord	Included	6" Make-up Air Kit	
				<b>MUDAMPER8</b>	<b>\$539</b>
				8" Make-up Air Kit	
				<b>LINSPT301228</b>	<b>\$172</b>
				30" Self Supporting Liner (17 ½" - 20 ½" D)	
				<b>LINSPT361228</b>	<b>\$183</b>
				36" Self Supporting Liner (17 ½" - 20 ½" D)	
				<b>LINSPT301228 &amp; LINSPT361228</b>	
				For Use with INLT28	





The Inca Lux is equipped with an Energy-Efficient LED Bar and Faber’s exclusive Sound Pro technology, making it more discreet than before.



# INCA LUX



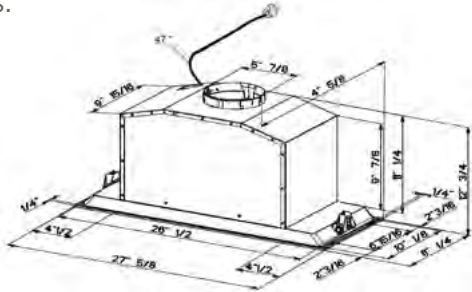
MODEL	FUN	SIZE / FINISH	MOTOR CLASS	MAP
INLX21SSV2	305.0679.264	21" Stainless Steel	295/395/600 CFM	\$919
INLX28SSV2	305.0679.263	28" Stainless Steel	295/395/600 CFM	\$969
INLX35SSV2	305.0679.262	35" Stainless Steel	295/395/600 CFM	\$1,079

FEATURES		PERFORMANCE		ACCESSORIES	MAP
<b>Dimensions</b>		<b>Motor</b>		<b>LINE30ST</b>	<b>\$183</b>
Cabinet Cut Out 21"/ 28"	19 ½" / 26 ⅞" W x 10 ⅞" D	No. of Fan Speeds	4	30" SS Liner (16 - 17 ⅞" D) - Use with INLX28	
Cabinet Cut Out 35"	32 ⅞" W x 10 ⅞" D	Motor Class	295/395/600 CFM	<b>LINE36ST</b>	<b>\$215</b>
Height Inside Cabinet	12 ¾"	Sound Pro	Yes	36" SS Liner (16 - 17 ⅞" D) - Use with INLX28	
<b>Ducting</b>		Variable Air Management	Ability to set to 295, 395, 600 CFM	<b>LINE36PT</b>	<b>\$215</b>
Type	Ducted/ Recirculating with FILTER1/FILTER1LL2	Perimeter Aspiration	Yes	36" SS Liner (16 - 17 ⅞" D) - Use with INLX35	
Duct Size	Top 6" Round	Energy-Efficient Motor	Yes	<b>LINSPT301228</b>	<b>\$172</b>
<b>Lighting</b>		<b>Display</b>		30" Self Supporting Liner (17 ½" - 20 ½" D) Use with INLX28	
Type	Energy-Efficient LED Bar	Controls	Electronic with LED	<b>LINSPT361228</b>	<b>\$183</b>
# of Bulbs	One - 4 Watt - 1 Level	Intensive Speed	10 Minutes	36" Self Supporting Liner (17 ½" - 20 ½" D) Use with INLX28	
<b>Grease Filters</b>		Delay Shut-off	15 Minutes	<b>FILTER1</b>	<b>\$75</b>
Filter Type	Mesh	<b>Other</b>		Charcoal Filter Kit	
Dishwasher Safe	Yes	ADA Compliant	With Remote Control	<b>FILTER1LL2</b>	<b>\$215</b>
Easy Snap Clip Installation	Clips Included	Remote Control	Purchase Separately	Long Lasting Charcoal Filter	
		Power Cord	Included	<b>REMORIG</b>	<b>\$70</b>
				Wireless Remote Control	
				<b>WIREBOX3</b>	<b>\$64</b>
				Fixed Wiring Box	
				<b>MUDAMPER6</b>	<b>\$517</b>
				6" Make-up Air Kit	
				<b>MUDAMPER8</b>	<b>\$539</b>
				8" Make-up Air Kit	





Built into the cabinetry, this range hood gives you plenty of unobstructed cooking space. The Inca Smart has both a range hood and a stunning light feature to illuminate the area below with modern LED lights.



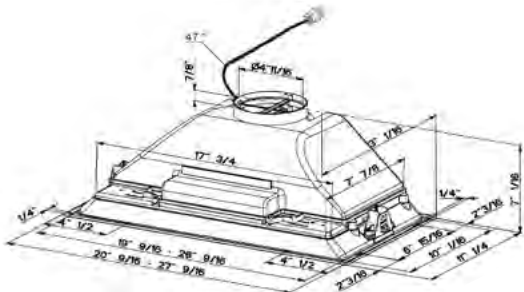
NOTE: DIMENSIONS FOR 400/600CFM



# INCA SMART SS

MODEL	FUN	SIZE / FINISH	MOTOR CLASS	MAP
INSP28SS240	305.0598.089	28" Stainless Steel	240 CFM	\$449
INSP28SS400	305.0598.086	28" Stainless Steel	400 CFM	\$539
INSP28SS600	305.0598.087	28" Stainless Steel	600 CFM	\$589

FEATURES	PERFORMANCE	ACCESSORIES	MAP
<b>Dimensions</b>	<b>Motor</b>	<b>LINE30ST</b>	<b>\$183</b>
Cabinet Cut Out 26 5⁄8" W x 10 1⁄2" D	No. of Fan Speeds 4	30" SS Liner (16 - 17 7⁄8" D)	
Body Width/Depth 25 5⁄8" W x 10 1⁄4" D	Motor Class 240/400/600 CFM	<b>LINE36ST</b>	<b>\$215</b>
	Energy-Efficient Motor Yes	36" SS Liner (16 - 17 7⁄8" D)	
Height Inside Cabinet 7 1⁄6" -28SS240 12 3⁄4" -28SS400/600	<b>Display</b>	<b>LINSPT301228</b>	<b>\$172</b>
<b>Ducting</b>	Controls Electronic With LED	30" Self Supporting Liner (17 1⁄2" - 20 1⁄2" D)	
Type Ducted/ Recirculating with FILTER1/FILTERILL2 (SS400/600) FILTER4 (SS240)	Intensive Speed 10 Minutes	<b>LINSPT361228</b>	<b>\$183</b>
Duct Size Top 6" Round - SS400/600 Top 5" Round -SS240	<b>Other</b>	36" Self Supporting Liner (17 1⁄2" - 20 1⁄2" D)	
<b>Lighting</b>	ADA Compliant No	<b>FILTER4</b>	<b>\$53</b>
Type Energy-Efficient LED	Power Cord In-cluded Yes	Charcoal Filter Kit (240 CFM Only)	
# of Bulbs Two- 4 Watt - 1 level		<b>FILTER1</b>	<b>\$75</b>
<b>Grease Filters</b>		Charcoal Filter Kit (400/600 CFM Only)	
Filter Type Mesh		<b>FILTER1LL2</b>	<b>\$215</b>
Dishwasher Safe Yes		Long Lasting Charcoal Filter Kit (400/600 CFM Only)	
Easy Snap Clip Installation Clips Included		<b>WIREBOX</b>	<b>\$64</b>
		Fixed Wiring Box (400/600 CFM Only)	



# INCA SMART GR

MODEL	FUN	SIZE / FINISH	MOTOR CLASS	MAP
INSM21GR240	305.0598.090	21" Painted Gray	240 CFM	\$355
INSM28GR240	305.0598.088	28" Painted Gray	240 CFM	\$375

FEATURES	PERFORMANCE	ACCESSORIES	MAP
<b>Dimensions</b>	<b>Speed</b>	<b>LINE30ST</b>	<b>\$183</b>
Cabinet Cut Out 21"	No. of Fan Speeds 3	30" SS Liner (16 - 17 7⁄8" D)	
Cabinet Cut Out 28"	Motor Class 240 CFM	<b>LINE36ST</b>	<b>\$215</b>
Body Width/Depth 20 9⁄16" or 27 5⁄8" W x 10 1⁄4" D	Energy-Efficient Motor Yes	36" SS Liner (16 - 17 7⁄8" D)	
Height Inside Cabinet 7 1⁄6"	<b>Display</b>	<b>LINSPT301228</b>	<b>\$172</b>
<b>Ducting</b>	Controls Slider	30" Self Supporting Liner (17 1⁄2" - 20 1⁄2" D)	
Type Ducted/ Recirculating with FILTER4	<b>Other</b>	<b>LINSPT361228</b>	<b>\$183</b>
Duct Size Top 5" Round	ADA Compliant Separate Wall Switch Required	36" Self Supporting Liner (17 1⁄2" - 20 1⁄2" D)	
<b>Lighting</b>	Power Cord Included Yes	<b>FILTER4</b>	<b>\$53</b>
Type Energy-Efficient LED		Charcoal Filter Kit	
# of Bulbs Two - 4 Watt - 1 level		<b>LINSPT301228 &amp; LINSPT361228</b>	
<b>Grease Filters</b>		For use with INSM28GR240	
Filter Type Mesh			
Dishwasher Safe Yes			
Easy Snap Clip Installation Clips Included			





# INTEGRATED HOODS

FLEXA	136
CRISTAL	139





The integrated Flexa slide out hood is ideal for bringing a streamlined, minimalistic look to your kitchen. Its sleek stainless steel pull-out visor slides easily into place when in use, then neatly tucks away when not in use. For a customized look, the front strip can be replaced with material that matches the kitchen cabinetry.

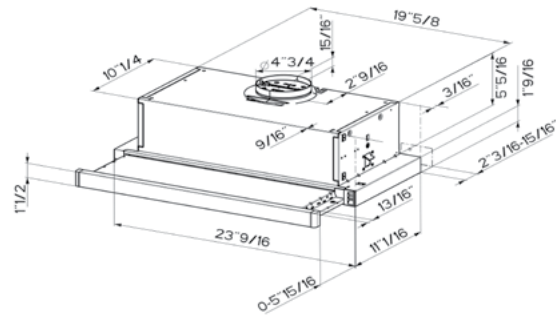


# FLEXA

## EFFORTLESS INSTALLATION

Experience the convenience of Faber’s Easy Snap system, featuring internal self-latching clips that allow for quick and hassle-free installation of your hood—saving time and effort.





NOTE: 24" MODEL SHOWN

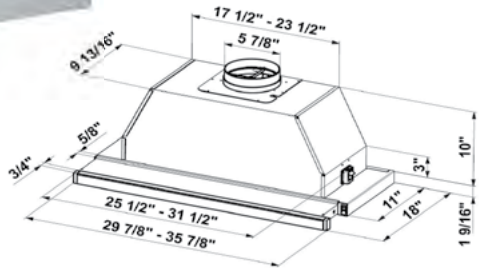


# FLEXA

MODEL	FUN	SIZE / FINISH	MOTOR CLASS	MAP
FLEX24SS300	315.0651.890	24" Stainless Steel	300 CFM	\$479
FLEX30SS300	315.0651.931	30" Stainless Steel	300 CFM	\$539

FEATURES	PERFORMANCE	ACCESSORIES	MAP
<b>Dimensions</b> Cabinet Cut Out 24" 19 3/4" W x 10 3/8" D 30" 23 1/8" W x 10 3/8" D	<b>Motor</b> No. of Fan Speeds 3  Motor Class 300 CFM  Auto-On/Off Fan and Lights Activate When Pulled-out and Pushed-In	<b>FILTER7</b> Charcoal Filter Kit	<b>\$75</b>
<b>Ducting</b> Type Ducted/Ductless With FILTER7  Duct Size 5" Round Top Vent	<b>Display</b> Controls Slider		
<b>Lighting</b> Type Energy-Efficient LED  # of Bulbs Two - 4 Watt - 1 Level	<b>Other</b> ADA Compliant With Separate Wall Switch  Power Cord Included Yes		
<b>Grease Filters</b> Filter Type Mesh  Dishwasher Safe Yes  Easy Snap Clip Installation Clips Included			

A seamless integrated range hood. Easy-to-install, powerful and energy-efficient.



# CRISTAL

MODEL	FUN	SIZE / FINISH	MOTOR CLASS	MAP
CRIS30SS300	315.0525.366	30" Stainless Steel	300 CFM	\$869
CRIS36SS300	315.0525.362	36" Stainless Steel	300 CFM	\$909
CRIS30SS400	315.0525.367	30" Stainless Steel	400 CFM	\$879
CRIS36SS400	315.0525.363	36" Stainless Steel	400 CFM	\$939
CRIS30SS600	315.0525.365	30" Stainless Steel	600 CFM	\$889
CRIS36SS600	315.0525.364	36" Stainless Steel	600 CFM	\$949

FEATURES	PERFORMANCE	ACCESSORIES	MAP
<b>Dimensions</b> Cabinet Cut Out 30" 25 1/8" W x 10" D 36" 31 1/8" W x 10" D	<b>Motor</b> No. of Fan Speeds 3  Motor Class 300/400/600 CFM  Auto-On/Off Fan and Lights Activate When Pulled-out and Pushed-In	<b>FILTER1</b> Charcoal Filter Kit	<b>\$75</b>
<b>Ducting</b> Type Ducted/Ductless With FILTER1/FILTER1LL2  Duct Size Vari-Duct - 6" Round Top or Rear Vent	<b>Energy-Efficient Motor</b> Yes	<b>FILTER1LL2</b> Long Lasting Charcoal Filter Kit	<b>\$215</b>
<b>Lighting</b> Type Energy-Efficient LED  # of Bulbs Two - 5 Watt - 1 Level	<b>Display</b> Controls Slider	<b>MUDAMPER6</b> 6" Make-up Air Kit	<b>\$517</b>
<b>Grease Filters</b> Filter Type Mesh  Dishwasher Safe Yes  Easy Snap Clip Installation Clips Included	<b>Other</b> ADA Compliant With Separate Wall Switch  Power Cord Included Yes	<b>MUDAMPER8</b> 8" Make-up Air Kit	<b>\$539</b>
		<b>WIREBOX</b> Fixed Wiring Box	<b>\$64</b>





# DOWN DRAFT HOODS

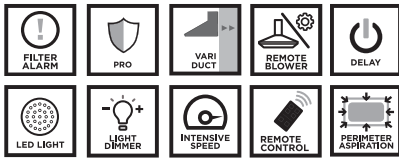
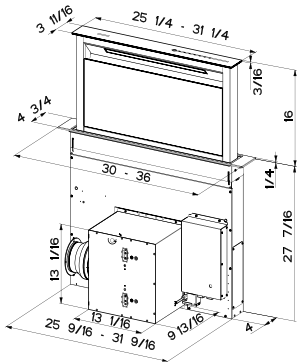
SCIROCCO LUX 142

SCIROCCO PLUS 143





Positioned next to the cooktop, this downdraft hood is in the ideal place for efficient extraction. Additionally, the Energy-Efficient LED Bar illuminates the cooking area in front of the Scirocco Lux when in use.



# SCIROCCO LUX

MODEL	FUN	SIZE / FINISH	MOTOR CLASS	MAP
SCLX3015BKNB-B	340.0481.313	30" Blk Glass w/SS	No Blower	\$2,859
SCLX3615BKNB-B	110.0476.866	36" Blk Glass w/SS	No Blower	\$2,899

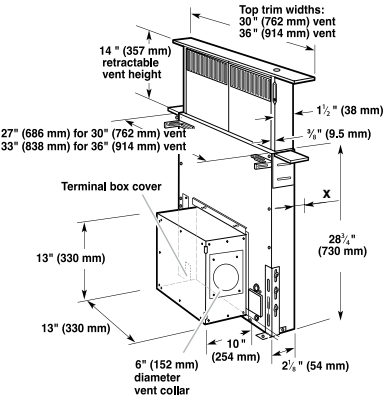
BLOWERS	MAP
IBDD600-B	Internal Blower 600 CFM PRO \$431
RB900	Remote Blower 900 CFM - Requires WIREBOXSCLX \$1,230
RB1200	Remote Blower 1200 CFM - Requires WIREBOXSCLX \$1,435

FEATURES	PERFORMANCE	ACCESSORIES	MAP
<b>Ducting</b>	<b>Motor</b>	<b>MUDAMPER6</b>	<b>\$517</b>
Type	No. of Fan Speeds 4	6" Make-up Air Kit	
Duct Size	Motor Class PRO - 3 Options	<b>MUDAMPER8</b>	<b>\$539</b>
Multiple Ducting	Perimeter Aspiration Yes	8" Make-up Air Kit	
<b>Lighting</b>	Reversible Motor Yes	<b>MUDAMPER10</b>	<b>\$593</b>
Type	<b>Display</b>	10" Make-up Air Kit	
# of Bulbs	Controls	<b>DUCTSCIR</b>	<b>\$431</b>
<b>Grease Filters</b>	Digital LED behind Glass	Ductless Conversion Kit	
Filter Type	Intensive Speed 10 Minutes	<b>REMORIG</b>	<b>\$70</b>
Dishwasher Safe	Delay Shut-off 30 Minutes	Wireless Remote Control	
Anti-Pollution Mode	<b>Other</b>	<b>WIREBOXSCLX</b>	<b>\$75</b>
Filter Alarm	ADA Compliant With Remote Control	Wire Box for Remote & In-Line Blowers	
	Remote Control Purchase Separately	<b>CFMRED</b>	<b>\$64</b>
	Power Cord Included	CFM Reducer Kit 300 CFM	
		<b>CFMRED2</b>	<b>\$64</b>
		CFM Reducer Kit 400 CFM	
		<b>FLANGE10</b>	<b>\$113</b>
		Required for external blowers (excludes RB900/ RB1200)	
		<b>FLANGE3</b>	<b>\$157</b>
		10" Round to 3 1/4" x 10" Flange	
		MUDAMPER10 for use with 900/ 1200 CFM motors. WIREBOXSCLX Required for SCLX with external blowers	



The Scirocco Plus downdraft hood boasts an elegant and discreet design as well as excellent extraction technology.

Designed to be built into the counter top, this downdraft hood is completely hidden.



# SCIROCCO PLUS

MODEL	FUN	SIZE / FINISH	MOTOR CLASS	MAP
SCIR3014SSNB-B	110.0433.527	30" Stainless Steel	No Blower	\$1,719
SCIR3614SSNB-B	110.0433.528	36" Stainless Steel	No Blower	\$1,779

BLOWERS	MAP
IBDD600-B	Internal Blower 600 CFM PRO \$431
RB900	Remote Blower 900 CFM \$1,230
RB1200	Remote Blower 1200 CFM \$1,435

FEATURES	PERFORMANCE	ACCESSORIES	MAP
<b>Ducting</b>	<b>Speed</b>	<b>MUDAMPER6</b>	<b>\$517</b>
Type	No. of Fan Speeds Variable	6" Make-up Air Kit	
Duct Size	Motor Class PRO - 3 Options	<b>MUDAMPER8</b>	<b>\$539</b>
Multiple Ducting	Reversible Motor Yes	8" Make-up Air Kit	
<b>Lighting</b>	<b>Display</b>	<b>MUDAMPER10</b>	<b>\$593</b>
Type	Controls	10" Make-up Air Kit	
<b>Grease Filters</b>	Variable Speed Slider with On/Off Button	<b>DUCTSCIR</b>	<b>\$431</b>
Filter Type	Auto-Off Yes	Ductless Conversion Kit	
Dishwasher Safe	<b>Other</b>	<b>CFMRED</b>	<b>\$64</b>
	Fixed Wiring Box Yes	CFM Reducer Kit 300 CFM	
		<b>CFMRED2</b>	<b>\$64</b>
		CFM Reducer Kit 400 CFM	
		<b>FLANGE10</b>	<b>\$113</b>
		Required for external blowers (excludes RB900/ RB1200)	
		<b>FLANGE3</b>	<b>\$157</b>
		10" Round to 3 1/4" x 10" Flange	
		<b>MUDAMPER10</b>	
		For use with 900/ 1200 CFM motors	



ACCESSORY GUIDE

Model #	Item Description	Includes	Models Compatible with
BACK30	Backsplash 30"	Telescoping backsplash and hardware	Breva Pro 30" ONLY
BACK36	Backsplash 36"	Telescoping backsplash and hardware	Breva Pro 36" ONLY
BACK48	Backsplash 48"	Telescoping backsplash and hardware	Breva Pro 48" ONLY
CFMRED	CFM Reducer Kit	Reducer	Camino Pro, Chloe, Cylindra Isola, Scirocco Plus, Scirocco Lux, T-Shelf
CFMRED2	CFM Reducer Kit	Reducer	Camino Pro, Chloe, Cylindra Isola, Scirocco Plus, Scirocco Lux, T-Shelf
CHIM2224	SS Chimney Kit 36" - 8 - 9 feet	Chimney and Hardware	Camino Pro 36 ONLY
CHIM2248	SS Chimney Kit 36" - 9 - 11 feet	Chimney and Hardware	Camino Pro 36 ONLY
CHIM3424	SS Chimney Kit 48" - 8 - 9 feet	Chimney and Hardware	Camino Pro 48 ONLY
CHIM3448	SS Chimney Kit 48" - 9 - 11 feet	Chimney and Hardware	Camino Pro 48 ONLY
CHIMCHBK	Black Chimney Kit	Chimney and Hardware	Chloe BK
DUCT2	Ductless Kit	Chimney, Diverter, Vent Grids, Charcoal	Dama Isola
DUCT4	Ductless Kit	Charcoal, Diverter	Dama, Stilo, Stilo Glass, Stilo Suprema
DUCT5	Ductless Kit	Charcoal, Diverter	Nova Pro
DUCTCLPL	Ductless Kit	Charcoal, Diverter	Classica Plus, Tender
DUCTGRT304	Ductless Vent Grate Recirc. Kit 30" (adds 4" Height)	Ductless Grate, Charcoal Filters, Hardware	Breva Pro 30" ONLY
DUCTGRT364	Ductless Vent Grate Recirc. Kit 36" (adds 4" Height)	Ductless Grate, Charcoal Filters, Hardware	Breva Pro 36" ONLY
DUCTSCIR	Ductless Kit	Transition Box, Kick Plate, Charcoal	Scirocco Lux, Scirocco Plus
FILTER1	Charcoal Filter	Charcoal	Camino Pro, Chloe, Classica Plus, Cristal, Graziosa Isola, High-Light, Inca HC, Inca Lux Plus, Inca SD, Inca In Light, Inca Lux, Inca Pro 18, Inca Pro Plus, Inca Smart SS, Nova Pro, Stratus, Tender
FILTER1LL2	Long Lasting Charcoal Filter	Charcoal	Camino Pro, Chloe, Classica Plus, Cristal, Graziosa Isola, High-Light, Inca HC, Inca SD, Inca In Light, Inca Lux, Inca Lux Plus, Inca Pro 18, Inca Pro Plus, Inca Smart SS, Nova Pro, Stratus, Tender
FILTER2	Charcoal Filter	Charcoal	Cylindra Isola, Dama, Dama Isola, Stilo, Stilo Glass, Stilo Suprema, T-Shelf
FILTER4	Charcoal Filter	Charcoal	Inca Smart GR / SS 240 CFM
FILTER5	Charcoal Filter	Charcoal	Levante G, Levante II, Tivano
FILTER6	Charcoal Filter	Charcoal	Breva Pro
FILTER7	Charcoal Filter Round Flexa	Charcoal	Flexa
FILTER8	Charcoal Filter Levante E	Charcoal	Levante E
FLANGE10	Duct Plate	10" Duct plate	High-Light, Scirocco Lux, Scirocco Plus
FLANGE3	3 ¼" x 10" transition	10" Round to 3 ¼" x 10" Rectangle Flange	High-Light, Scirocco Lux, Scirocco Plus
HIGH2	High Ceiling Chimney Kit	1 Tall Upper Chimney and Internal Structure	Dama Isola

ACCESSORY GUIDE

Model #	Item Description	Includes	Models Compatible with
HIGH4	High Ceiling Chimney Kit	2 Tall Chimneys	Dama, Nova Pro, Stilo, Stilo Glass, Stilo Suprema
HIGHCLPL	High Ceiling Chimney Kit	2 Tall Chimneys	Classica Plus
HIGHTNDR	High Ceiling Chimney Kit	1 Tall Upper Chimney	Tender
INLBKIT	In-Line Blower Kit	10" Duct Plate With Wiring Box	Inca Pro Plus
LINE30ST	Standard Liner 30"	Liner With Hardware	Inca HC 29, Inca In Light 28, Inca Lux 28, Inca Lux Plus, Inca SD 29, Inca Smart 28
LINE36PT	Pro Liner 36"	Liner With Hardware	Inca HC 35, Inca In Light 35, Inca Lux 35, Inca SD 35
LINE36ST	Standard Liner 36"	Liner With Hardware	Inca HC 29, Inca In Light 28, Inca Lux 28, Inca Lux Plus, Inca SD 29, Inca Smart 28
LINSPT301228	Self Supporting Liner 30 x 12	30" wide self supporting liner with hardware (check model compatibility)	Inca Smart 28, Inca In Light 28, Inca Lux 28, Inca Lux Plus
LINSPT361228	Self Supporting Liner 36 x 12	36" wide self supporting liner with hardware (check model compatibility)	Inca Smart 28, Inca In Light 28, Inca Lux 28, Inca Lux Plus
MUDAMPER10	10" Make Up Air Damper	Damper, Switch and Transformer	Breva Pro, Camino Pro, High-Light, Inca Pro 18, Inca Pro Plus, Scirocco Lux, Scirocco Plus,
MUDAMPER6	6" Make Up Air Damper	Damper, Switch and Transformer	Camino Pro, Chloe, Classica Plus, Cristal, Cylindra Isola, Dama, Dama Isola, High-Light, Inca HC, Inca In Light, Inca Lux, Inca Lux Plus, Inca SD, Inca Pro Plus, Nova Pro, Scirocco Lux, Scirocco Plus, Stilo, Stilo Glass, Stilo Suprema, Stratus, T-Shelf, Tender
MUDAMPER8	8" Make Up Air Damper	Damper, Switch and Transformer	Breva Pro, Camino Pro, Chloe, Classica Plus, Cristal, Cylindra Isola, Dama, Dama Isola, High-Light, Inca HC, Inca In Light, Inca Lux, Inca Lux Plus, Inca SD, Inca Pro Plus, Nova Pro, Scirocco Lux, Scirocco Plus, Stilo, Stilo Glass, Stilo Suprema, Stratus, T-Shelf, Tender
REMORIG	Wireless Remote Control	Remote Control	Breva Pro, Chloe, Classica Plus, Cylindra Isola, Dama, Dama Isola, Inca HC, Inca Lux, Inca Lux Plus, Inca Pro 18, Inca SD, Levante II, Nova Pro, Scirocco Lux, Stilo, Stilo Glass, Stilo Suprema, Tender, Tivano
TELEPRO30	Telescopic Chimney Kit 30"	(2) Telescopic chimneys and hardware	Breva Pro 30" ONLY
TELEPRO36	Telescopic Chimney Kit 36"	(2) Telescopic chimneys and hardware	Breva Pro 36" ONLY
TELEPRO48	Telescopic Chimney Kit 48"	(2) Telescopic chimneys and hardware	Breva Pro 48" ONLY
WIREBOX	Fixed Wiring Box	Wiring Box With Hood Cabling	Classica Plus, Cristal, Dama, Inca HC, Inca Lux, Inca Lux Plus, Inca In Light, Inca Pro 18, Inca SD, Inca Smart, Nova Pro, Stilo, Stilo Glass, Stilo Suprema, Tender
WIREBOX2	Fixed Wiring Box	Wiring Box With Hood Cabling	Breva Pro ONLY
WIREBOX3	Fixed Wiring Box	Wiring Box With Hood Cabling	Inca Lux, Inca Lux Plus
WIREBOXSCLX	Fixed Wire Box (Rb Only)	Wiring Box With Hood Cabling	Scirocco Lux



	Ducted Minimum 24" OFF	Ducted Maximum 30" OFF	Recirculating Minimum 24" OFF	Recirculating Maximum 30" OFF	High Ceiling Minimum 24" OFF	High Ceiling Maximum 30" OFF
WALL CHIMNEY						
Breva Pro 11 *	6' 11"	8' 4 "	6' 11"	8' 4 "	N/A	N/A
Breva Pro 18 *	7' 6"	8' 11 "	7' 6"	8' 11 "	N/A	N/A
Chloe*	7' 2 ⅜"	8' 8 ⅜"	7' 2 ⅜"	8' 8 ⅜"	N/A	N/A
Camino 24" tall *	7' 7"	8' 11 ⅞"	7' 7"	8' 11 ⅞"	N/A	N/A
Camino 48" tall *	8' 1"	10' 11 ⅞"	8' 1"	10' 11 ⅞"	N/A	N/A
Classica Plus	7' 5 ⅙"	9' 5 ¼"	7' 9 ⅙"	9' 5 ¼"	8' 11 ⅙"	11' 8 ⅙"
Dama	7' 2 ⅙"	9' 2 ¼"	7' 6 ⅙"	9' 2 ¼"	9' 7 ⅘"	12' 5 ⅙"
Nova Pro	7' 5 ⅙"	8' 11 ⅙"	7' 5 ⅙"	8' 11 ⅙"	9' 11 ⅜"	12' 8 ⅙"
Stilo	7' 8 ⅙"	9' ¾"	7' 8 ⅙"	9' ¾"	9' 3 ½"	12' ⅜"
Stilo Glass	7' 8 ⅙"	9' ¾"	7' 8 ⅙"	9' ¾"	9' 3 ½"	12' ⅜"
Stilo Suprema	7' 8 ⅙"	9' ¾"	7' 8 ⅙"	9' ¾"	9' 3 ½"	12' ⅜"
Tender	7' 7 ½"	9' 10 ¾"	8' 2 ⅜"	9' 10 ¾"	9' 6 ⅙"	11' 3 ⅙"
ISLAND CHIMNEY						
Cylindra Isola	7' 6 ⅙"	8' 11 ⅜"	7' 10 ¼"	8' 11 ⅜"	N/A	N/A
Dama Isola	7' 8 ¼"	9' 3"	8' ⅝"	9' 3"	10' ⅜"	10' 10 ⅙"
T-Shelf	7' 7 ⅙"	9' 1 ⅙"	8' 1 ⅜"	9' 1 ⅙"	N/A	N/A

	Ducted Minimum 35" OFF	Ducted Maximum 72" OFF	Recirculating Minimum 35" OFF	Recirculating Maximum 72" OFF	High Ceiling Minimum N/A	High Ceiling Maximum N/A
CEILING HOOD						
High-Light Isola	5' 11"	9' 0"	5' 11"	9' 0"	N/A	N/A
Stratus Isola	5' 11"	9' 0"	5' 11"	9' 0"	N/A	N/A
SUSPENDED HOOD						
Graziosa Isola	N/A	N/A	6' 10 ⅙"	14' 5 ⅙"	N/A	N/A

**NOTE:** All minimums at 24" off the stove, maximums at 30" off the stove (except ceiling and suspended hoods)  
**NOTE:** \*Breva Pro, Chloe, and Camino includes Chimney Duct Cover Accessory (sold separate)  
**NOTE:** Island Hoods can be adjusted to lower min. Refer to specific model's U&C Guide.  
**NOTE:** For planning purposes only, see install instructions for final heights

Part #	Page
BACK30	51, 53
BACK36	51, 53
BACK48	51
BREV301SS600	53
BREV308SS600	51
BREV361SS600	53
BREV368SS600	51
BREV48SS1200	51
CAPR36SS1200	61
CAPR36SS600	61
CAPR48SS1200	61
CFMRED	35, 41, 43, 61, 142, 143
CFMRED2	35, 41, 43, 61, 142, 143
CHIM2224	61
CHIM2248	61
CHIM3424	61
CHIM3448	61
CHIMCHBK	41
CHLO28BK600	41
CHLO36BK600	41
CLPL30SSV2	93
CLPL36SSV2	93
CRIS30SS300	139
CRIS30SS400	139
CRIS30SS600	139
CRIS36SS300	139
CRIS36SS400	139
CRIS36SS600	139
CYLNIS15SS600	43
DAMA30SSV2	85
DAMA36SSV2	85
DAMAIS36SSV2	111
DUCT2	111
DUCT4	75, 79, 81, 85
DUCT5	89
DUCTCLPL	93, 94
DUCTGRT304	51, 53
DUCTGRT364	51, 53
DUCTSCIR	142, 143
FILTER1	39, 41, 61, 89, 93, 94, 103, 107, 117, 121, 124, 125, 128, 129, 131, 132, 139

Part #	Page
FILTER1LL2	39, 41, 61, 89, 93, 94, 103, 107, 117, 121, 124, 125, 128, 129, 131, 132, 139
FILTER2	35, 43, 75, 79, 81, 85, 111
FILTER4	132, 133
FILTER5	57, 65, 66
FILTER6	51, 53
FILTER7	138
FILTER8	67
FLANGE10	107, 142, 143
FLANGE3	107, 142, 143
FLEX24SS300	138
FLEX30SS300	138
HIGH2	111
HIGH4	75, 79, 81, 85, 89
HIGHCLPL	93
HIGHTNDR	94
HILTIS36SSNB	107
HILTIS36WHNB	107
IB1200	117
IB300	107, 117
IB400	107, 117
IB600	107, 117
IB600PR	51
IBDD600-B	142, 143
INHC29SSV	125
INHC35SSV	125
INLBKIT	117
INLP28SSV	128
INLT21SSV	129
INLT28SSV	129
INLT35SSV	129
INLX21SSV2	131
INLX28SSV2	131
INLX35SSV2	131
INPL3019SSNB-B	117
INPL32SS1200	121
INPL3619SSNB-B	117
INPL3622SSNB-B	117
INPL4219SSNB-B	117
INPL44SS1200	121
INPL4819SSNB-B	117
INPL4822SSNB-B	117
INSD29SSV	124

Part #	Page
INSD35SSV	124
INSM21GR240	133
INSM28GR240	133
INSP28SS240	132
INSP28SS400	132
INSP28SS600	132
LEVE24SS200	67
LEVE30SS200	67
LEVG24SS300	66
LEVG30SS300	66
LEVT30SS395	65
LEVT36SS395	65
LINE30ST	124, 125, 128, 129, 131, 132, 133
LINE36PT	124, 125, 129, 131
LINE36ST	124, 125, 128, 129, 131, 132, 133
LINSPT301228	128, 129, 131, 132, 133
LINSPT361228	128, 129, 131, 132, 133
MUDAMPER10	41,51, 61, 107, 117, 121, 142, 143
MUDAMPER6	35, 41, 43, 61, 75, 79, 81, 85, 89, 93, 94, 103, 107, 111, 117, 124, 125, 128, 129, 131, 139, 142, 143
MUDAMPER8	35, 41, 43, 51, 53, 61, 75, 79, 81, 85, 89, 93, 94, 103, 107, 111, 117, 124, 125, 128, 129, 131, 139, 142, 143
NOPR30SSV	89
NOPR36SSV	89
RB1200	107, 117, 142, 143
RB900	107, 117, 142, 143
REMORIG	41, 43, 51, 53, 57, 65, 75, 79, 81, 85, 89, 93, 94, 111, 121, 124, 125, 128, 131, 142
SCIR3014SSNB-B	143
SCIR3614SSNB-B	143
SCLX3015BKNB-B	142
SCLX3615BKNB-B	142
STGL30SSV	79
STGL36SSV	79
STIL24SSV2	81



Part #	Page
STIL30SSV2	81
STIL36SSV2	81
STIL48SSV2	81
STRTIS36SSV	103
STRTIS36WHV	103
STRTIS48SSV	103
STRTIS48WHV	103
STSP30SSV	75
STSP36SSV	75
TELEPRO30	51, 53
TELEPRO36	51, 53
TELEPRO48	51
TEND30SSV	94
TEND36SSV	94
TVNO30SS395	57
TVNO36SS395	57
WIREBOX	75, 79, 81, 85, 89, 93, 94, 121, 124, 125, 129, 132, 139
WIREBOX2	51, 53
WIREBOX3	128, 131
WIREBOXSCLX	142

FRANKE HOME SOLUTIONS WARRANTY FOR FRANKE  
AND FABER BRANDED PRODUCT

EFFECTIVE MARCH 1, 2023

In the United States, Canada and Latin America, Franke warrants the Faber branded products from manufacturing defects in material and workmanship when purchased from a Franke or Faber Authorized Retailer pursuant to product-specific warranties detailed herein (each, a “Warranty” and collectively, the “Warranties”). The products must be properly installed, per Franke’s installation instructions, in their original installation, and used in normal indoor residential kitchen applications. Any products or components which have been modified or altered from their original intended condition will void the Warranty. The Franke Warranties for Faber branded products are limited to the original purchaser and are non-transferable. These Warranties do not include products purchased from non-Authorized Retailers, products that are obsolete or discontinued, or products that were previous display models. All issues with installed products are considered warranty claims and not subject to the Return Policy. Franke reserves the right to inspect any Franke / Faber product reported to be defective pursuant to a Warranty claim and the original installation prior to providing a replacement product and/or component. All decisions are final. In no situation shall the liability of Franke exceed the amount of the original purchase price.

The Warranties do not cover, and Franke shall not be liable for, any damage to products or components resulting from misuse or abuse, accidental damages, normal wear such as scuffs, scratches or finish reduction/ fading, improper installation, abnormal usage, negligence, damage caused by improper maintenance or cleaning. Damage caused by impurities, corrosive chemicals or acts beyond Franke’s control are not covered by any Warranty. Service calls to correct the installation of a range hood, instructions on how to operate a range hood, to replace or repair house fuses or to correct house wiring or plumbing are not covered by any Warranty. Service calls to repair or replace range hood light bulbs, fuses or filters and these consumable part costs are also excluded from Warranty coverage. Installation not in accordance with electrical or plumbing codes or Franke / Faber documentation are not covered by any Warranty. Replacement parts or repair labor costs for units operated outside the United States, Canada or Latin America, including any non-UL or C-UL or non-NOM approved Franke / Faber range hoods are excluded from Warranty coverage. Expenses for travel and transportation for service in remote locations and pickup and delivery charges are not covered by any Warranty. Franke / Faber range hoods should always be serviced in the home in their original installation.

Franke / Faber product replacements do not include liability for project delays. Product replacements are not guaranteed to be exact replacements. If the original product is not available at the time of the warranty claim, at Franke’s option, the product replacements will be of similar size, material, and value. Any products or components which have been modified or altered, from its original intended condition will void the warranty.

The Warranties do not allow recovery of incidental or consequential damages such as loss of use, delay, property damage or other consequential damage, and Franke accepts no liability for such damages. Each Warranty is limited to the conditions set forth herein and to the applicable warranty period specified herein and is exclusive. EXCEPT FOR THE WARRANTIES SET FORTH HEREIN, FRANKE MAKES NO WARRANTY WHATSOEVER WITH RESPECT TO THE PRODUCTS, INCLUDING, BUT NOT LIMITED TO, (1) ANY WARRANTY OF MERCHANTABILITY, (2) WARRANTY OF FITNESS FOR A PARTICULAR PURPOSE, (3) WARRANTY OF TITLE, OR (4) WARRANTY AGAINST INFRINGEMENT OF INTELLECTUAL PROPERTY RIGHTS OF A THIRD PARTY, WHETHER EXPRESS OR IMPLIED BY LAW, COURSE OF DEALING, COURSE OF PERFORMANCE, USAGE OF TRADE OR OTHERWISE. LEGAL DISCLAIMER PLEASE READ CAREFULLY. Franke Home Solutions North America, LLC provides the above information to you as a public service to our customers. By accessing and using this information, you agree to the following and to comply with all applicable laws. If you do not agree with these terms and conditions, do not use this information. While we try to keep the information current, changes may have occurred since its creation. Contact your Regional Manager or Customer Service to verify information regarding Franke Home Solutions North America, LLC programs and their use by you.



# WARRANTY

## **FRANKE / FABER RANGE HOOD LIMITED WARRANTY:**

Franke / Faber range hoods are warranted against any defect in materials or workmanship for the original purchaser for a period of two (2) years from the date of original purchase when used in standard residential indoor applications. This warranty covers labor and replacement parts. Franke, at its option, may repair or replace the product or components necessary to restore the product to good working condition.

This warranty supersedes all other warranties, expressed or implied. No employee, field sales representatives, or distribution persons are authorized to give any warranties on behalf of Franke Home Solutions North America, LLC.

To make an installed product warranty claim please contact Franke at the provided contact information below. All warranty claims must include the following for processing:

1. Proof of purchase from Franke or Faber Authorized Retailer
2. Original purchaser's name, address (included city, state, zip), email address and phone number
3. Franke / Faber model and serial number
4. Date of installation
5. Description of the defect
6. Photos of the defect

### **In North America and Latin America:**

Franke Home Solutions  
Attn: Warranty Department  
800 Aviation Parkway  
Smyrna, TN 37167  
HS-Warranty.US@Franke.com

Legal Entity:  
Franke Home Solutions North America, LLC

**For Complete Terms and Conditions please visit [www.faberonline.com](http://www.faberonline.com)**

Prices are subject to change without notice. While we strive to provide accurate and up-to-date pricing, fluctuations in market conditions and other factors may affect our prices. Thank you for your understanding.





